



**HUMBOLDT COMMUNITY SERVICES DISTRICT
BOARD OF DIRECTORS
REGULAR SCHEDULED MEETING**

AGENDA

DATE: Tuesday, March 9, 2021

TIME: 5:00 p.m.

LOCATION: *In accordance with the Governor's Executive Orders N-25-20 and N-29-20 HCSD Board of Directors shall conduct the District's business via teleconference.*

The open session segment(s) of the meeting, including Public Participation, may be joined through the Zoom Website (<https://zoom.us>) by clicking on "Join A Meeting" and entering the following Meeting ID then follow the prompts for Passcode and audio. Access may also be achieved by telephone only by dialing 1-669-900-9128 followed by the Meeting ID and Passcode below:

*Meeting ID: 818 0744 2039
Passcode: 528118*

A. CALL TO ORDER AND ROLL CALL

B. CONSENT CALENDAR

1. Approval of March 9, 2021 Agenda (Pgs 1-2)
2. Approval of Minutes of the Regular Meeting of February 23, 2021 (Pgs 3-6)
3. Correspondence – Customer Request for Sewer Rate Discount/HCSD Response (Pgs 7-8)

C. REPORTS

1. General Manager
 - a) Status Report (Pg 9)
2. Community Services
3. Superintendent
4. Finance Department
 - a) February 2021 Check Register (Pgs 11-18)
5. Legal Counsel
6. Director Reports

7. Other

D. PUBLIC PARTICIPATION **

**Members of the public will be given the opportunity to comment on items not on the agenda by way of the teleconference call-in line. Please use the information set forth above to attend telephonically.

E. NON-AGENDA

F. NEW BUSINESS

1. Consideration of Support for ACWA-Sponsored SB-323 (Pgs 19-27)
2. Consideration of Issuing a Letter to the Department of Toxic Substances Control Supporting HBMWD's Efforts to Increase Funding for the Clean-up of Former McNamara & Peepe Lumber Mill Site (Pgs 29-46)
3. Review of 2021-2022 City of Eureka Capital Improvement Plan and the Impacts to HCSD (Pgs 47-81)
4. Consideration of Entering into a Joint Request for Proposals for a Rate Study in Cooperation with the City of Eureka (COE) (Pg 83)
5. Renewable Energy and Energy Efficiency (Pg 85-91)

G. OLD BUSINESS

H. ADJOURNMENT

Next Res: 2021-03
Next Ord: 2021-01

In compliance with the Americans with Disabilities Act, if you need special assistance to participate in this meeting, please contact Brenda Franklin at (707) 443-4558, ext. 210. Notification 48 hours prior to the meeting will enable the District to make reasonable arrangements to ensure accessibility to this meeting (28 CFR 35.102 – 35.104 ADA Title II).

Pursuant to §54957.5(a) of the California Government Code, any public record writings relating to an agenda item for an open session of a regular meeting of the Board of Directors, not otherwise exempt from public disclosure, are available for public inspection upon request at the District offices located at 5055 Walnut Drive, Monday through Friday (holidays excepted) during regular business hours.

DRAFT – MINUTES OF THE REGULAR MEETING
OF THE BOARD OF DIRECTORS OF THE
HUMBOLDT COMMUNITY SERVICES DISTRICT

The Board of Directors of the Humboldt Community Services District met in Regular Session at 5:00 p.m. on Tuesday, February 23, 2021, via tele/video conference in accordance with the Governor's Executive Orders N-25-20 and N-29-20.

A. CALL TO ORDER AND ROLL CALL

Present upon roll call were Directors Benzonelli, Bongio, Gardiner, Hansen, and Matteoli. Staff in attendance: General Manager Williams (GM), Superintendent Latham, Finance Manager Montag (FM), and Community Services Manager Hulstrom (CSM).

B. CONSENT CALENDAR

1. Approval of February 23, 2021 Agenda
2. Approval of Minutes of the Meeting of February 9, 2021

DIRECTOR HANSEN MOVED, AND DIRECTOR MATTEOLI SECONDED, TO ACCEPT AND APPROVE THE FEBRUARY 23, 2021 CONSENT CALENDAR. MOTION CARRIED UPON THE FOLLOWING ROLL CALL VOTE:

AYES: BONGIO, HANSEN, MATTEOLI
NOES: NONE
ABSTAIN: BENZONELLI, GARDINER

C. REPORTS

1. General Manager
 - a) Status Report

GM reviewed his February 18, 2021 Memorandum informing of:

- The City of Eureka's expansion of consideration HCSD residents for appointment to City boards
- Surplus vehicle/equipment bids will be opened March 3, 2021 via Zoom Video-conference
- The campaign for an Engineer published February 11, 2021, and the deadline for application submission is March 5, 2021.
- Cyber Security – all staff is or has taken Cyber Security trainings, FM continues to perform network analysis and software updates, and elaborated upon multiple protections in place for the District's SCADA system.

DRAFT – MINUTES OF THE REGULAR MEETING
OF THE BOARD OF DIRECTORS OF THE
HUMBOLDT COMMUNITY SERVICES DISTRICT
Continued; February 23, 2021

3. Superintendent

a) January 2021 Operations/Maintenance Report

Superintendent reviewed his February 18, 2021 Memorandum affirming activities were routine for the month of January.

4. Finance Department

a) January 2021 Budget Statement

FM reviewed the report elaborating upon annual payments that amortize through the fiscal year and offering assurance as to the eventual balance of the expenses.

Director Benzonelli interjected a query as to whether the Capital Improvement Projects planning included anything for renewable energy. GM advised there are no current plans for renewable energy, however, he is actively discussing possibilities with the Redwood Coast Energy Authority (RCEA) with the intent of an eventual presentation to the Board. Director Benzonelli requested the subject be placed on the agenda for the next regular meeting for discussion.

6. Director Reports

- Director Gardiner apologized for missing the last meeting.
- Director Benzonelli also apologized for missing the last meeting and advised she attended the monthly Redwood Region Economic Development Commission (RREDC) meeting on February 22, 2021. The main presentation was from HBMWD requesting support in their efforts to push the Department of Toxic Substances Control (DTSC) to advance its investigation and cleanup at the former McNamara & Peepe Lumber Mill site. In April 2008 the DTSC determined the site to be an Imminent and Substantial Endangerment, and the plume is migrating in the direction of the Mad River upstream from the HBMWD Raney Wells.

Director Benzonelli continued by stating she would like a citizen's advisory group to participate directly with rate study consultants and that she has stored Board Packets dating back to August on her personal Google Drive and will make the link available to staff.

D. PUBLIC PARTICIPATION

DRAFT – MINUTES OF THE REGULAR MEETING
OF THE BOARD OF DIRECTORS OF THE
HUMBOLDT COMMUNITY SERVICES DISTRICT
Continued; February 23, 2021

President Bongio invited the public to address the Board on any item not listed on the agenda or issues generally affecting District operations, which are within the jurisdiction of the Board.

J. Savage expressed her vision of a citizens advisory committee, and support for the District to consider alternate forms of energy sources.

Director Benzonelli left the meeting at 5:29 p.m. unannounced

Jim Clark, Board Member of the Redwood Region Audubon Society, advised they are exploring the possibility of securing County of Humboldt property off of Lucas with the intent to create a public park in the Myrtle town area within the District and requested the HCSD consider assuming long-term care and liability. President Bongio stated it is not the first time the Board has heard such a request, explained such activities are not sanctioned within the HCSD Charter, and emphasized it is solely a County issue as they own the property. Mr. Clark then advised that he had submitted an email through the District website but had not received an acknowledgement. Staff requested he send the message again as there was no record of receipt.

Director Benzonelli rejoined the meeting at 5:37 p.m. unannounced

F. NEW BUSINESS

1. Consideration of Appointing an AdHoc to Conduct the General Manager Six-Month Review

Board President Bongio reviewed the corresponding report outlining the procedure the Board follows to perform the GM performance evaluation. Directed Bongio then vocalized the unusual circumstances of four new Directors who were not a part of the hiring process, and three of which who have interacted with the GM for only three months, requested Board consensus that he appoint himself to the AdHoc, and requested a volunteer for the second member. Director Gardiner and Director Benzonelli expressed interest in participating on the committee. Discussion ensued concluding in a Board consensus that Directors Bongio and Gardiner will serve as the AdHoc to initiate the GM's six-month review.

PUBLIC COMMENT: None

2. Fiscal Year 2021/2022 Draft Capital Improvement Program (CIP) – Review and Discussion

DRAFT – MINUTES OF THE REGULAR MEETING
OF THE BOARD OF DIRECTORS OF THE
HUMBOLDT COMMUNITY SERVICES DISTRICT
Continued; February 23, 2021

GM summarized the corresponding Agenda Report emphasizing his recommendation that the District commit to a Grant Writing Program to minimize the costly maintenance and improvement projects thus far identified over the next 20-year planning period. Discussion and review ensued: request for a line-item review stipulating priorities, confirmation that reevaluation of connection fees is a major contributing factor of the rate study, concern about replacing aging infrastructure, the shock of the projected costs and the necessity to plan ahead to meet the needs. GM added that the complete CIP will contain details and rationale for priorities of individual major projects. Specifics for the proposed grant writing program will be included with the upcoming FY Budget Development.

PUBLIC COMMENT: None

H. ADJOURNMENT

There being no further business, IT WAS MOVED BY DIRECTOR HANSEN, SECONDED BY DIRECTOR MATTEOLI, TO ADJOURN. MOTION CARRIED BY THE FOLLOWING ROLL CALL VOTE:

AYES: BENZONELLI, BONGIO, GARDINER, HANSEN, MATTEOLI
NOES: NONE
ABSENT: NONE

THE BOARD ADJOURNED ITS REGULAR MEETING OF February 23, 2021 AT 5:58 P.M.

Submitted, Board Secretary

Humboldt Community Services District

Dedicated to providing high quality, cost effective water and sewer service for our customers

Garrett Anderson
2385 Bongio Court
Eureka, CA 95503

Dear Mr. Anderson,

I have investigated your account history and the Sewer Billing history in particular. According to our records of your account and usage, the history of Sewer billing on your account has been correctly billed and properly corresponds with your usage.

Due to the way that the District bills for Sewer services, Sewer charges are billed based on an average use in the previous winter (December, January, February, March). In my investigation of your account, I see that recently the usage on your account has reduced significantly. The District does allow for accounts who show a reduction in usage for 4 consecutive months to request a "Winter Average Adjustment". As of the most recent billing, you have now reached the 4-month time period of reduced usage and your account is now eligible for a Winter Average Adjustment, which will result in a reduction of your future sewer charges. A Winter Average Adjustment form is attached, which I have pre-filled with the necessary information, so you will simply need to put your Name, Signature and Date in the "Submitted By" section of the form. This adjustment will only affect future billing, it will not affect prior bills before the completion of the 4-month reduced usage period.

Please sign and return the attached form at your earliest opportunity, and we will be pleased to update your account accordingly.

The form can be sent to us by Postal mail, Email, Fax to (707)443-0818, or in the drop box next to the flagpole in front of our office on Walnut Drive.

Sincerely

Michael Montag



Finance Manager
Humboldt Community Services District
fm@humboldtcsd.org

Mailing: Post Office Box 158 • Cutten, CA 95534 • tel (707) 443-4558 • fax (707) 443-0818
Physical Address: 5055 Walnut Drive, Eureka, CA 95503

From: Roxanne Cahill
Sent: Tuesday, February 23, 2021 8:12 AM
To: Brenda Franklin
Subject: FW: Sewer Bill
Attachments: Anderson screenchots.docx

Since this is addressed to the Board, I am forwarding it to you. With screen shots. If you want me or Michael to handle a response and get the customer a request form, I can facilitate that.
Thanks!

-----Original Message-----

From: Garrett Anderson
Sent: Monday, February 22, 2021 6:19 PM
To: Customer Service .org <customerservice@humboldtcsd.org>
Subject: Sewer Bill

Hello Board of Directors

My neighbor looked at my bill and mentioned that I am paying way too much for sewer. I have thought my sewer portion was very high for the several years. I am hoping you can look into that and issue me a refund for the last several years worth if that is the case. I do live in a large house by myself so toilet flushing is a few time a day if that matters Thanks in advance for you time and help.

Garrett Anderson 2385 Bongio Ct Eureka 95503.
Account # 011828-000

Sent from my iPad

Humboldt Community Services District

Dedicated to providing high quality, cost effective water and sewer service for our customers

MEMORANDUM

TO: Board of Directors
FROM: Terrence Williams, General Manager
DATE: March 4, 2021
SUBJECT: General Manager Report for March 9, 2021 Board Meeting

Vehicle and Equipment Auction: The Zoom meeting to open bids for surplus District equipment occurred at 2pm on Wednesday, March 3, 2021. Two bids were received for the 2011 Caterpillar Excavator. The high bidder offered \$73,001.00. No bids were received for the Peterbilt or the Ford Ranger. Once we have collected from the high bidder for the excavator and the transaction is complete, we will relist the other two pieces of equipment.

Engineer Employment Solicitation: The first round of solicitations for the open engineering position with the District closes at 5pm on Friday March 5. To date we have received several resumes and several other people have called to indicate that they are interested. Once we have had a chance to review the potential candidates, we will schedule interviews for the most qualified. I am very hopeful that we will identify the newest member of the HCSD family in the coming weeks.

Great Job Field Staff: The District received a surprise gift from a very satisfied rate payer. There was a situation in Fields Landing related to the failed well casing at Princeton. A customer was receiving trace amounts of sand in the water that was delivered to her residence. The sand had been allowed to enter the system undetected when the well casing at Princeton failed. The sand was clean, disinfected filter sand from the well that did not pose a threat to anybody's health but the presence was disturbing to the rate payer nonetheless.

District staff handled the situation very professionally. They determined that the sand was, in fact, entering the residence from the District's water system. They spent some time assisting the resident with flushing her system. Field crews systematically flushed the District's distribution system to eliminate the sand and identified the source of the sand. Staff also checked back in with the rate payer periodically to ensure that she was no longer experiencing sand in her system.

As a, "thank you," the rate payer brought in a custom decorated sheet cake, some cookies and croissants. Thank you to all of our staff, you are all, "Heroes and Heroines!"



Mailing: Post Office Box 158 • Cutten, CA 95534 • tel (707) 443-4558 • fax (707) 443-1490
Physical Address: 5055 Walnut Drive, Eureka, CA 95503

INTENTIONALLY LEFT BLANK

Accounts Payable

Checks by Date - Detail by Check Date

User: FM
 Printed: 3/4/2021 8:05 AM

Humboldt Community Services District
 5055 Walnut Drive – Eureka CA 95503
 PO Box 158 – Cutton CA 95534 (707) 443-4558

Check No	Vendor No Invoice No	Vendor Name Description	Check Date Reference	Check Amount
54216	UB*01859	ESTATE OF KATHRYN MC FARLAND	02/10/2021	
		Refund Check		26.96
		Refund Check		25.10
		Refund Check		2.56
		Refund Check		4.03
		Refund Check		46.04
		Refund Check		8.62
Total for Check Number 54216:				113.31
54217	UB*01860	VONDA WILSON	02/10/2021	
		Refund Check		0.49
		Refund Check		3.19
		Refund Check		0.59
		Refund Check		1.73
Total for Check Number 54217:				6.00
54218	UB*01861	NOU VANG	02/10/2021	
		Refund Check		353.72
		Refund Check		192.11
		Refund Check		33.61
		Refund Check		30.87
		Refund Check		481.06
		Refund Check		105.53
Total for Check Number 54218:				1,196.90
54219	A072 1372 1383	Accurate Drug Testing Services DOT Random DOT Random	02/10/2021	
				30.00
				65.00
Total for Check Number 54219:				95.00
54220	A210 549227 549227 549227 549227	Petrusha Enterprises Inc. AES Commercial Communications Open/Close Reporting Bi-Annual Inspections Commercial Monitoring	02/10/2021	
				105.00
				45.00
				180.00
				76.50
Total for Check Number 54220:				406.50
54221	A360 179576	AFLAC Supplemental Health Premium - January	02/10/2021	
				265.74
Total for Check Number 54221:				265.74
54222	B284 1411776	Badger Meter Inc CR/Meter repair parts	02/10/2021	
				216.67

Check No	Vendor No Invoice No	Vendor Name Description	Check Date Reference	Check Amount
Total for Check Number 54222:				216.67
54223	C180 4035169901 4035169901	Canon Solutions America Inc. Constr Black Copies XLN04212-10.19.20-01.18 Constr Color Copies XLN04212-10.19.20-01.18	02/10/2021	4.04 8.03
Total for Check Number 54223:				12.07
54224	C450 INV00568	City of Eureka: Water Test Microbiological Testing - December	02/10/2021	510.00
Total for Check Number 54224:				510.00
54225	D910 208241	Don's Rent-All Inc PHB WL Rpe DD/Signs/Auger	02/10/2021	42.32
Total for Check Number 54225:				42.32
54226	E485 01312021 092264/3 092367/3 092725/3	Cooney Parris and Rieke Corp Discount Earned - January Break Room Door/Gorilla glue Front Office/Masking Tape Hardware screws	02/10/2021	-1.86 25.85 11.83 2.35
Total for Check Number 54226:				38.17
54227	E558 164368 167233 167252 167297 167803 168589	NAPA Auto Parts of Eureka UJoint Unit #9/Brake rotor/Pads/Calipers/Core deposits 2006 Ford Van/Parking brake shoes/Core deposit Unit #9/Credit/Core deposits Shop/2.5 Blue def/Brk fluid Unit #9/Fuel filter/Fuel line disc	02/10/2021	24.76 525.10 59.74 -70.22 65.27 33.59
Total for Check Number 54227:				638.24
54228	F010 81500469 SO	Farmer Brothers Co Fr Rst DC 2.0	02/10/2021	85.60
Total for Check Number 54228:				85.60
54229	h010 01312021 S011685624.001 S011685729.001 S011693771.001 S011694154.001 S011707975.001 S011723599.001	Keenan Supply Discount Earned - January SO Broadway SLS/Cam Lock Repair/17x30 Cor So Broadway SLS/Cam Lock Repair/17x30 Con Harrison PRV/Brass nipples/Brass bushing Yard Stock/Harrison St PRV/Std Brass Nipple/T Ridgewood WBS/10" Hot tap bit Yard Stock/250 PSI Polyethylene Pipe	02/10/2021	-59.05 57.76 57.76 77.76 219.24 2,712.50 79.40
Total for Check Number 54229:				3,145.37
54230	H060 5260868 5260873	Harvey M. Harper Co. Unit #4/Brake pads Unit #4/Brake pads	02/10/2021	86.08 6.44
Total for Check Number 54230:				92.52
54231	h160	HCSD--Petty Cash Nitrile Gloves/Customer Service Postage Due	02/10/2021	26.99 2.75

Check No	Vendor No Invoice No	Vendor Name Description	Check Date Reference	Check Amount
		Cord for Angle Grinder		11.94
		Mylar for FWMR Assessment Maps		16.28
		Misc., Bd Nameplates, Cards, GM Meet&Greet		34.28
		Misc., Bd Nameplates, Cards, GM Meet&Greet		61.55
			Total for Check Number 54231:	153.79
54232	H410 23435000	Humboldt Bay Municipal Water D Water Purchased - January	02/10/2021	89,128.05
			Total for Check Number 54232:	89,128.05
54233	H660 2021CEQADOCDEC	Humboldt County Clerk Recorder Fee/Record Notice of Exemption for Mitchell Rc	02/10/2021	50.00
			Total for Check Number 54233:	50.00
54234	I700 5088474 5088751 5088802	IBS Interstate Battery System Mitchell Rd/Safety Light/SLA0925 Mitchell Rd Station/SLA0925 Truck/Batteries	02/10/2021	27.11 27.11 45.94
			Total for Check Number 54234:	100.16
54235	J800 111320	Johnson's Mobile Rentals LLC Rental fencing for the Ridgewood Tank Off-line	02/10/2021	257.67
			Total for Check Number 54235:	257.67
54236	J950 R699956	J. W. Wood Co. Inc. Valves, fittings, pipe, etc. for the Ridgewood Tan	02/10/2021	1,653.80
			Total for Check Number 54236:	1,653.80
54237	M450 513947062 513985677 514045745 514087237	Mission Linen Uniforms/Mats Uniforms/Mats Uniforms/Mats Uniforms/Mats	02/10/2021	373.51 220.70 365.37 219.38
			Total for Check Number 54237:	1,178.96
54238	P430 01312021 936334 936384 936709 937370 937766 937799 938015 938276 939445 939641 941211 941245 941343	Pierson Building Center Discount Earned - January 4x4x16 PT fir PHB WL Rpc DD/Signs/LetterNumber Stencils/ 3m Blue Painters Tape Ace Royal Ext flat ultra white Upper Shop/Outside Outlet/20A SP Breaker/Plug PHB WL Rpc DD/Ext FIBlk Qt/1" Brush/Brush Braided PVC tubing Front office/Drylock epoxy flr Tint base/Wireles Yard Light/Swivel mount light control/Phillips 1 Yard/Front bump stops/Paint tray/Roller cover 18" Swaging tool SF Cobble Mendocino Lower Shop/Roof repair/Caulk/Rzr Bld scraper/l	02/10/2021	-48.61 280.34 102.36 16.80 33.28 47.03 42.72 12.89 83.19 20.59 7.56 59.66 6.90 68.05
			Total for Check Number 54238:	732.76
54239	P550 1017167017	Pitney Bowes Inc Qtrly Rent Base PM G900/DM400c	02/10/2021	21.82

Check No	Vendor No Invoice No	Vendor Name Description	Check Date Reference	Check Amount
	1017167017	Qtrly Rent Base PM G900/DM400c		123.64
			Total for Check Number 54239:	145.46
54240	P785 12266	Powell Landscape Materials Concrete for Harrison Avenue water repairs	02/10/2021	185.52
			Total for Check Number 54240:	185.52
54241	R750 12318	R. J. Ricciardi Inc. Progress billing through January	02/10/2021	1,354.00
			Total for Check Number 54241:	1,354.00
54242	S490 107911 107911 107911	SHN Consulting Engineers P.H.B. WL Rpe Dir Drl Vlvs Hyd Ridgewood WBS So. Broadway FM Test & Design	02/10/2021	3,340.00 476.70 3,894.22
			Total for Check Number 54242:	7,710.92
54243	S750 02012021	Standard Insurance Company Short&Long Term Empl Disabilit	02/10/2021	1,486.08
			Total for Check Number 54243:	1,486.08
54244	T410 1487164-01	Malcolm Kelly Inc. VacCon fitting/Cplg	02/10/2021	4.89
			Total for Check Number 54244:	4.89
54245	U410	United Way of Humboldt PR Batch 00001.02.2021 UNITED WAY PR Batch 00001.02.2021 UNITED WAY PR Batch 00001.02.2021 UNITED WAY	02/10/2021 PR Batch 00001.02.2021 UNI PR Batch 00001.02.2021 UNI PR Batch 00001.02.2021 UNI	0.65 1.85 6.50
			Total for Check Number 54245:	9.00
54246	V500 9871772865	Verizon Wireless Cellular Service - January	02/10/2021	398.00
			Total for Check Number 54246:	398.00
54247	V700 INV 21-372113 INV 21-374526	Valley Pacific Petroleum Services Inc Fuel Ethanol Free	02/10/2021	2,545.72 28.80
			Total for Check Number 54247:	2,574.52
54248	W208 1022	Watt's Cleaning Services Quarterly cleaning for January	02/10/2021	1,165.00
			Total for Check Number 54248:	1,165.00
			Total for 2/10/2021:	115,152.99
54249	A160 0662132 0662132 0662132 0662132	ACWA-JPIA aMedical Plan - Employees bDental Plan - Employees cVision Plan - Employees dLife/AD&D Plan - Employees	02/18/2021	52,422.26 1,702.84 328.23 362.63

Check No	Vendor No Invoice No	Vendor Name Description	Check Date Reference	Check Amount
	0662132	eMedical Plan - Board Members		12,754.75
	0662132	fDental Plan - Board Members		277.44
	0662132	gVision Plan - Board Members		46.89
	0662132	hLife/AD&D Plan -Board Members		19.09
	0662132	iMedical Plan -Retired Members		20,833.70
	0662132	jDental Plan - Retired Members		1,052.16
	0662132	kVision Plan - Retired Members		312.60
	0662132	ICOBRA - Medical		1,170.14
	0662132	mCOBRA - Dental		33.72
	0662132	nCOBRA - Vision		15.63
Total for Check Number 54249:				91,332.08
54250	A610 3117625411	Amerigas - Arcata F L SLS/Annual Propane Tank Rent	02/18/2021	128.03
Total for Check Number 54250:				128.03
54251	C036	Corporate Payment Systems	02/18/2021	
	240552310260833	DT/Walmart/Sewer Panel UPS 450 Watt		756.15
	240552310260833	DT/Staples/CCTV Van Ink		203.58
	241640710351052	NM/Staples/Wired speakers MH TL		18.31
	244309910164008	TL/FY 20/21 Microsoft Online Email Exchange		84.00
	244310510348380	WP/O'Reilly Auto Parts/Main Gate/Fuses		3.57
	244310610220837	TL/AMAZON: Touchless Thermometers		87.24
	244834710183190	TL/CrashPlan/Code 42 Back-Up System 3 Serve		29.97
	244921510066378	TL/Zoom Subscription 01/20/2021-01/19/2022		14.99
	244921510206378	TL/Zoom Subscription 01/20/2021-01/19/2022		112.67
	244921510218526	DT/Custom Hole Saw/Ridgewood tank rehab		442.86
	245593010219001	DT/Zuma Office/Multi-Point Vehicle Inspection		47.19
	249064110071132	DT/PK Safety/RKI Replacement OS-BM2		143.36
	249064110191122	TW/GoDaddy Web Hosting 3 yrs recurring		21.17
	249064110311130	TW/GoDaddy Web Hosting 3 yrs recurring		646.92
Total for Check Number 54251:				2,611.98
54252	C180	Canon Solutions America Inc.	02/18/2021	
	4035294066	Office/Color Copies WXD03492-12.31.20 - 01.3		74.17
	4035294066	Use Tax Recovery Fcc/OfficeCop		3.77
	4035294066	Office/Black Copies WXD03492-12.31.20 - 01.3		23.25
Total for Check Number 54252:				101.19
54253	C370	City National Bank	02/18/2021	
	03012021	c2006 Inst Sale Agr#12-020-03		63,291.07
	03012021	aMartin Slough AGr#12-020-01		53,620.64
	03012021	bMartin Slough Agr#12-020-01		35,179.36
	03012021	e1981 Bond Agr#12-020-04		23,067.61
	03012021	d2006 Inst Sale Agr#12-020-03		1,028.48
	03012021	f1981 Bond Agr#12-020-04		1,682.39
Total for Check Number 54253:				177,869.55
54254	C410	City of Eureka: SW	02/18/2021	
	February 2021	General 79%		94,424.75
	February 2021	Humboldt Hill 21%		25,100.25
Total for Check Number 54254:				119,525.00
54255	C430	City of Eureka: WA	02/18/2021	
	01312021	Water Purchased - January		52,511.00

Check No	Vendor No Invoice No	Vendor Name Description	Check Date Reference	Check Amount
			Total for Check Number 54255:	52,511.00
54256	H340 02282021	Humboldt Area Chapter CSDA 2021 Annual Ducs	02/18/2021	50.00
			Total for Check Number 54256:	50.00
54257	H810 210090 50050091	Humboldt Waste Management Auth Yard/Greenwastc E Waste	02/18/2021	26.46 5.35
			Total for Check Number 54257:	31.81
54258	M230 M205071 M205094	Mendes Supply Co Pink lotion CH Bacticide Gal	02/18/2021	204.61 493.68
			Total for Check Number 54258:	698.29
54259	M560 47189	The Mitchell Law Firm LLP Legal Services - January 2021	02/18/2021	1,030.50
			Total for Check Number 54259:	1,030.50
54260	P190 157106 157347 157443	Pacific Paper Co KeyKleen swabs/Curad Ale swabs/3x3 Post-its/I Micro Date Stamps/Black/Blue/Red B S Power Duster/Pilot G2 X fine rollerball pens	02/18/2021	224.26 64.85 53.58
			Total for Check Number 54260:	342.69
54261	R250 26297887	Recology Humboldt County Garbage Service - January	02/18/2021	477.88
			Total for Check Number 54261:	477.88
54262	S495 33680	Shred Aware Pick Up/Shredding/64GalBin/27" Shredinator	02/18/2021	114.00
			Total for Check Number 54262:	114.00
54263	S860 772627	Sunbelt Rentals Manlift rental/Work around the District yard	02/18/2021	299.81
			Total for Check Number 54263:	299.81
54264	T410 0188007-01 1487589-01 1488058-01	Malcolm Kelly Inc. Thompkins Hill underpass/Traffic lid (4) 4" bulkhead fittings for the temporary poly ta (4) 4" bulkhead fittings for the temporary poly ta	02/18/2021	235.24 183.37 267.44
			Total for Check Number 54264:	686.05
54265	U376 20-1470777	United States Treasury IRS Levy/Pintermedia/Inv 19-6988/Website Upd	02/18/2021	166.25
			Total for Check Number 54265:	166.25
54266	U410	United Way of Humboldt PR Batch 00002.02.2021 UNITED WAY PR Batch 00002.02.2021 UNITED WAY PR Batch 00002.02.2021 UNITED WAY	02/18/2021 PR Batch 00002.02.2021 UNI PR Batch 00002.02.2021 UNI PR Batch 00002.02.2021 UNI	7.09 0.27 1.64

Check No	Vendor No Invoice No	Vendor Name Description	Check Date Reference	Check Amount
			Total for Check Number 54266:	9.00
54267	U730 484633 488970	USA Bluebook Food Grade Anit-Sieze Tools/Ratchet Shears	02/18/2021	91.53 56.83
			Total for Check Number 54267:	148.36
			Total for 2/18/2021:	448,133.47
54268	UB*01862	TENG LEE Refund Check Refund Check Refund Check Refund Check Refund Check Refund Check	02/22/2021	20.78 31.58 1.97 21.76 149.65 39.06
			Total for Check Number 54268:	264.80
54269	UB*01863	KERRI ESCUDERO Refund Check	02/22/2021	37.83
			Total for Check Number 54269:	37.83
			Total for 2/22/2021:	302.63
54284	P130 03082021	Pacific Gas and Electric-St Street Lighting - February	02/24/2021	5,410.45
			Total for Check Number 54284:	5,410.45
			Total for 2/24/2021:	5,410.45
54270	B284 1416588	Badger Meter Inc Cr/Replacement part/Register 100-6758	02/25/2021	93.30
			Total for Check Number 54270:	93.30
54271	F049 CAEUR110939 CAEUR110939	Fastenal Company Earplug/FlexGdXLglv/LgSplitBkDrivglv/BlkCh AAA Btry/C Btry/9V Btry/Blue half fold GP tow	02/25/2021	50.63 17.55
			Total for Check Number 54271:	68.18
54272	F050 CAEUR110935 CAEUR110936 CAEUR111063 CAEUR111116 CAEUR111236	Fastenal Industrial Multi-fold PT Eco-fit Canister Hand sanitizing wipes XL Hooded Coverall/2XL Hooded Coverall SS Hex Cap Screw Ridgewood WBS/Bulkhead 4" SS Lg od flat was	02/25/2021	34.20 111.58 76.88 15.58 9.77
			Total for Check Number 54272:	248.01
54273	H060 5261463 5261499	Harvey M. Harper Co. Units #2 #3/Air Filter Elem Assy Unit 15/Air Filter	02/25/2021	133.32 91.03

Check No	Vendor No Invoice No	Vendor Name Description	Check Date Reference	Check Amount
			Total for Check Number 54273:	224.35
54274	L080 02252021	Humboldt LAFCO Eitzen Annexation application/Deposit to Humb.	02/25/2021	5,000.00
			Total for Check Number 54274:	5,000.00
54275	M340 103264	Mercer Fraser Co Pine Hill area/Hot Asphalt mix	02/25/2021	239.76
			Total for Check Number 54275:	239.76
54276	M350 5160119	Mid-City Motor World Unit #19/Element Sub-assy	02/25/2021	18.60
			Total for Check Number 54276:	18.60
54277	P010 03012021 03012021 03012021 03012021 03012021 03012021 03012021	Pacific Gas and Electric-GN bHH Water System cFW/MR Water System dGeneral Sewer System eKS/HH Sewer System fOffice/Yard gSpark energy Gas/LP Gas Chgs aWA Pump & District/Cummings	02/25/2021	4,562.12 619.09 4,130.94 1,651.81 4,330.06 370.83 4,453.11
			Total for Check Number 54277:	20,117.96
54279	S550 21-6960	Six Rivers Communications Inc. Unit #1/Antenna	02/25/2021	53.36
			Total for Check Number 54279:	53.36
54280	S750 03012021	Standard Insurance Company Short&Long Term Empl Disabilit	02/25/2021	1,486.08
			Total for Check Number 54280:	1,486.08
54281	S850 03182021+10	Suddenlink Internet/Phone 02.24.21 - 03.23.21	02/25/2021	507.54
			Total for Check Number 54281:	507.54
			Total for 2/25/2021:	28,057.14
			Report Total (66 checks):	597,056.68

Humboldt Community Services District

Dedicated to providing high quality, cost effective water and sewer service for our customers

AGENDA REPORT

For HCSD Board of Directors Regular Meeting of: March 9, 2021

AGENDA ITEM: F.1 (New Business)

TITLE: Consideration of Support of ACWA-Sponsored SB-323

PRESENTED BY: Terrence Williams, General Manager

Recommendation:

Consider the support material provided by ACWA as well as the ACWA coalition letter and by motion, authorize the General Manager to sign HCSD sign onto the coalition letter supporting SB-323 (Caballero). Roll-call vote.

Summary:

The District's ACWA representative reached out to solicit our support regarding a California Senate Bill that they are sponsoring. SB-323 (Bill) is sponsored by ACWA and authored by State Senator Anna Caballero (D-Salinas). The Bill effectively creates a statute of limitations of 120 days for agencies or interested persons to bring a validation action in a superior court to determine the validity of a fee charged or charge for water or sewer services. This piece of legislation is in response to a class action lawsuit brought against 81 water suppliers in CA, challenging their ability to charge ratepayers for the cost of providing critical, lifesaving fire protection infrastructure. The text of the Bill can be viewed at the following web address (https://leginfo.legislature.ca.gov/faces/billNavClient.xhtml?bill_id=202120220SB323)

ACWA (Association of California Water Agencies) is the largest coalition of public water agencies in the country. ACWA promotes local agencies as the most efficient means of providing water service; sharing reliable scientific and technical information; tracking and shaping state and federal water policy; advocating for sound legislation and regulation; and facilitating cooperation and consensus among all interest groups (from their website).

Fiscal Impact:

None at this time




Helix
WATER DISTRICT



Irvine Ranch
WATER DISTRICT



Services of the San Francisco
Public Utilities Commission



[DATE]

The Honorable Mike McGuire
Chair, Senate Committee on Governance and Finance
State Capitol, Room 5061
Sacramento, CA 95814

RE: SB 323 (Caballero) – Local government: water and sewer service: legal actions
Position: SUPPORT

Dear Senator McGuire:

The Association of California Water Agencies (ACWA) and undersigned organizations write to express our strong support for SB 323, which would provide public agency water and sewer service rates the same protections already afforded to fees and charges that fund other essential government services.

This bill would authorize a local agency or interested person to bring a validation action in a superior court to determine the validity of a fee or charge for water and sewer service. It would also require an interested party bring a validation action within 120 days after the fee or charge becomes effective.

Reliable long-term financial planning is paramount to providing essential government services, like water and sewer. Public water and sewer utility budgets are largely funded by revenue collected through service rates. These rates provide the funding necessary to improve aging infrastructure, build facilities needed to accommodate new growth, improve delivery systems, and operate effectively. While public water and sewer service providers require financial stability to meet these demands, existing law does not prevent lawsuits that seek refunds or seek to invalidate existing rate structures *years* after rates have been adopted and collected.

The California State Legislature has recognized the need to minimize fiscal uncertainty for public agencies providing essential government services by creating statutes of limitation for legal challenges to certain fees and charges, such as municipal electric rates¹ and connection and capacity fees assessed by water and sewer agencies². However, existing law offers a piecemeal statutory landscape where statutes of limitation are afforded to fees and charges that fund some essential government services but not others. SB 323 would close this gap in existing law by allowing customers to bring legal challenges to water and sewer rates within a reasonable—but limited—period of time. By following precedent established in existing law, this bill strikes a balance between the interests of ratepayers and the need for public agencies to maintain reliable sources of revenue.

The impacts of COVID-19 have exacerbated many challenges facing local agencies. The necessary disruptions to in-person work and Governor Newsom's executive order prohibiting water shutoffs have made water districts' revenue and financial planning more unpredictable. Now is the time to make existing legal protections consistent and increase predictability for utility providers throughout our State.

¹ See Public Utilities Code § 10004.5.

² See Government Code § 66022.

For the reasons above, we strongly support SB 323 and respectfully request your "AYE" vote when the bill is heard in the Senate Governance and Finance Committee. If you have any questions about our position or this bill, please contact ACWA Legislative Advocate Kristopher Anderson at KrisA@acwa.com or (916) 441-4545.

Sincerely,



Kristopher M. Anderson, Esq.
Legislative Advocate

KA:sn

cc: The Honorable Anna Caballero
The Honorable Melissa Hurtado
Honorable Members, Senate Committee on Governance and Finance
Mr. Anton Favorini-Csorba, Consultant, Senate Committee on Governance and Finance
Mr. Ryan Eisenberg, Policy Consultant, Senate Republican Caucus

Alameda County Water District
Bella Vista Water District
Brooktrails Township Community Services District
Coachella Valley Water District
City of La Habra
City of Watsonville
Cucamonga Valley Water District
Eastern Municipal Water District
El Dorado Irrigation District
El Toro Water District
Elk Grove Water District
Elsinore Valley Municipal Water District
Foothill Municipal Water District
Helix Water District
Hidden Valley Lake Community Services District
Indian Wells Valley Water District
Irvine Ranch Water District
Kings River Conservation District
League of California Cities
Los Angeles County Sanitation Districts
Marin Water
Mariana Ranchos County Water District
Modesto Irrigation District
Olivenhain Municipal Water District
Pine Grove Community Service District
Princeton Codora Glen Irrigation District

Provident Irrigation District
Rainbow Municipal Water District
Rancho California Water District
Reclamation District #1500
Root Creek Water District
San Bernardino Municipal Water Department
San Francisco Public Utilities Commission
Santa Margarita Water District
Scotts Valley Water District
Sonoma County Water Agency
Tuolumne Utilities District
United Water Conservation District
Valley Center Municipal Water District
Vista Irrigation District
Walnut Valley Water District
West County Wastewater District
Western Municipal Water District
Westlands Water District

 **OUTREACH ALERT**

LEGISLATIVE/RATES
March 2, 2021

Members Urged to Join Coalition Supporting ACWA-Sponsored SB 323; Bill Set for Hearing on March 11

ACWA's coalition in support of SB 323, which would improve financial stability for public agencies by creating a statute of limitations for legal challenges to water and sewer service rates, now includes more than 40 organizations. ACWA is urging member agencies that have not yet joined to do so before the bill is heard at the Senate Governance and Finance Committee hearing on March 11.

SB 323 is sponsored by ACWA and authored by Senator Anna Caballero (D-Salinas). It would provide public agency water and sewer service rates the same protections already afforded to fees and charges that fund other essential government services. It would also give ACWA member agencies more financial certainty by helping to prevent costly and time-consuming litigation challenging rates and charges years after they have been adopted and collected, while still ensuring that adopted rates and charges comply with Proposition 218 and other existing laws.

A [fact sheet](#) is available for more information about the bill.

Requested Action

ACWA is urging member agencies take the following actions immediately.

1. **Sign on to ACWA's [coalition letter](#)** supporting SB 323 by contacting Legislative Advocate Kristopher Anderson at krisa@acwa.com. The deadline to be included on the coalition letter before it is submitted to the Senate Governance and Finance Committee is **March 5 at noon**.
2. **Contact Your Senator(s) and Assembly Member(s) by phone** to support SB 323. A [fact sheet](#) is available to assist you in these conversations. Legislators' [contact information](#) can be found on the California Legislature's website.
3. **Be included in ACWA's testimony.** ACWA plans to read a list of organizations in support of the bill at the March 11 hearing. If you cannot meet the deadline to sign on to the coalition letter, but would like to register your support, please email ACWA Legislative Advocate Kristopher Anderson at krisa@acwa.com before March 11.

 **OUTREACH ALERT****Background**

Because water and sewer utilities' budgets are largely funded by revenue collected through service rates, reliable long-term financial planning is paramount to providing these essential government services.

While public agencies require financial stability to meet these demands, existing law does not prevent lawsuits that seek refunds, or seek to invalidate existing rate structures, years after rates have been adopted and collected. Delayed lawsuits can threaten an agency's ability to repay debt guaranteed by revenue from rates, derail ongoing infrastructure projects, and generally undermine an agency's ability to maintain stable budgets necessary to operate effectively.

In recent years, water and sewer agencies have been increasingly dragged into court with Proposition 218 challenges to their rate structures. This issue culminated in February of 2020 when a class action lawsuit was filed against 81 water suppliers in California, challenging their ability to charge ratepayers for the costs of providing critical, life-saving fire protection infrastructure. For some of the defendant agencies, the challenged rates were adopted five years before the lawsuit was filed.

SB 323 recognizes the need to minimize fiscal uncertainty for public agencies by authorizing an agency or interested person to bring a validation action in a superior court to determine the validity of a fee or charge for water and sewer service. If a validation action is not brought within 120 days, parties would be barred from challenging the validity of the fee or charge. The bill is intended to strike a balance between the interests of ratepayers and the need for public agencies to maintain reliable sources of revenue.

Questions

For questions about SB 323 (Caballero), please contact ACWA Legislative Advocate [Kristopher Anderson](#) at (916) 441-4545.



**SB 323
(CABALLERO):
WATER / SEWER
RATES
ACWA SPONSORED BILL**

SUMMARY

This proposal would authorize a local agency or interested person to bring a validation action in a superior court to determine the validity of a fee or charge for water and sewer service. The proposal would require an interested party bring an action within 120 days after the local agency adopts the fee or charge.

EXISTING LAW

Existing law (Chapter 9 (commencing with Section 860) of Title 10 of Part 2 of the California Code of Civil Procedure) allows a public agency or any interested person to file a judicial action in a local superior court to determine the validity of a public agency action. Lawsuits brought by the public entity are called "validation actions," and lawsuits brought by the public are called "reverse validation actions." Validation actions are often available for matters related to public financing, such as issuance of public debt.

Validation actions provide agencies with an expedited, conclusive, and binding determination about the validity of the agency's action. By obtaining a speedy resolution, the agency can act in reliance on the action, without the threat of lawsuits years later.

Parties typically have 60 days after the agency takes the action to file a validation action with a court. Once a party files a validation action, a judge must determine whether the agency action complies with existing law, and is thus, valid. If the public agency

or interested person does not bring an action within the 60-day timeframe, the agency's action cannot be challenged in court.

Existing law already provides statutes of limitations for a variety of local taxes, assessments, fees, and charges. After the statute of limitations has expired, ratepayers can no longer challenge the rates.

For example, in 2000, recognizing the need for municipal utilities to maintain stable funding, the California State Legislature enacted a 120-day statute of limitations for challenges to municipal electric rates or charges. Government Code section 66022 provides a 120-day statute of limitations for water and sewer connection fees and capacity charges. This section also extends the statute of limitations to various development impact fees.

PROBLEM

Water and sewer utility budgets are largely funded by revenue collected through service rates. These rates provide the funding necessary to supply safe drinking water, upgrade and improve aging infrastructure, and operate effectively. While public agencies require financial stability to meet these demands, existing law does not prevent lawsuits that seek refunds, or seek to invalidate existing rate structures, years after rates have been adopted and collected. Delayed lawsuits can threaten an agency's ability to repay debt guaranteed by revenue from rates, derail ongoing

infrastructure projects, and generally undermine an agency's ability to maintain stable budgets necessary to operate effectively.

In recent years, water and sewer agencies have been increasingly dragged into court with Proposition 218 challenges to their rate structures. This issue culminated in February of 2020 when a class action lawsuit was filed against 81 water suppliers in California, challenging their ability to charge ratepayers for the costs of providing critical, life-saving water supplies for fire hydrants. For some of the defendant agencies, the challenged rates were adopted up to five years before the lawsuit was filed.

Proposition 218, which governs property-related water, wastewater, and sewer rates, requires agencies to follow extensive noticing and public hearing requirements prior to adopting new rate structures. The law provides extensive opportunities for ratepayer participation in this process, and they can seek legal recourse if they believe the rates do not comply with existing law. Public agencies are committed to maintaining and protecting public participation in the rate-setting process. At the same time, providing essential government services like water and sewer at affordable prices requires the ability for public agencies to engage in reliable long-term financial planning.

The impacts of COVID-19, including the necessary disruptions to in-person work and Governor Newsom's executive order prohibiting water shutoffs, have

made water districts' revenue and financial planning more unpredictable. Now is an important time to make existing legal protections consistent to improve predictability for utility providers.

SOLUTION

This proposal adds consistency to existing law by authorizing a local agency or interested person to bring a validation action in a superior court to determine the validity of a fee or charge for water and sewer service. If a validation action is not brought within 120 days, parties would be barred from challenging the validity of the fee or charge.

Existing law recognizes the need to minimize fiscal uncertainty for public agencies providing essential services by establishing a reasonable period of time beyond which agencies will not face exposure to lawsuits challenging the validity of various local taxes, assessments, fees, and charges. However, existing law provides a piecemeal statutory landscape, where a statute of limitations is afforded to fees and charges that fund some essential government services but not others.

By allowing customers to bring challenges within a reasonable – but limited – period of time, this proposal would balance the interests of ratepayers with those of public water and sewer agencies, and thereby end the piecemeal character of existing law.



CONTACT

Kristopher M. Anderson, Esq.
Legislative Advocate
Krisa@acwa.com • (916) 441-4545



INTENTIONALLY LEFT BLANK

Humboldt Community Services District

Dedicated to providing high quality, cost effective water and sewer service for our customers

AGENDA REPORT

For HCSD Board of Directors Regular Meeting of: March 9, 2021

AGENDA ITEM: F.2 (New Business)

TITLE: Support Letter for HBMWD RE: Department of Toxic Substances Control (DTSC)

PRESENTED BY: Terrence Williams, General Manager

Recommendation:

Consider the support material provided by HBMWD as well as the draft support letter and make a motion authorizing the Board President to sign a letter of support on behalf of the Board of Directors for HBMWD's efforts to push the DTSC to allocate more resources to cleaning up the former McNamera and Peepe Mill site.

Summary:

The former McNamera and Peepe Mill site in Glendale CA was contaminated with pentachlorophenol (PCP) and tetrachlorophenol (TCP) because of historic manufacturing activities at that location. In the nineties, a remediation plan was approved by the Department of Toxic Substances Control (DTSC) and administered on the site. Since that time, Blue Lake Forest Products Inc. went bankrupt and stopped operating a production well on the site. This caused the groundwater level to rise by 15 feet under the site and mobilize the contaminants that were previously locked up in the soil. In April, 2008, the DTSC issued an Imminent and Substantial Endangerment Determination for this site because there has been a release, or threatened release, of hazardous substances at the site. In a letter dated December 28, 2018, the DTSC rescinded their previous Remedial Action Certification of March, 1998. In their letter, the DTSC notes significant groundwater contamination by the constituents PCP and TCP.

This site is located adjacent to the Mad River, upstream and within close proximity to the HBMWD Raney wells that supply drinking water to two-thirds of the County's residents including HCSD.

Fiscal Impact:

None

Humboldt Community Services District

Dedicated to providing high quality, cost effective water and sewer service for our customers

March __, 2021

Ms. Cheryl L. Prowell
Department of Toxics Substances Control
700 Heinz Avenue
Berkeley, CA 94710

Re: McNamara & Peepe Lumber Mill Soil and Groundwater Monitoring and Cleanup – Humboldt County

Dear Ms. Prowell,

Our district is a wholesale water customer of the Humboldt Bay Municipal Water District (HBMWD). We have been monitoring the situation and correspondence between DTSC and HBMWD concerning the above-referenced contaminated site. Our municipality serves 7,750 residential and commercial water customers within our service area. Consequently, we are extremely concerned about the former McNamara & Peepe Lumber Mill site, particularly because DTSC issued an Imminent and Substantial Endangerment (ISE) Determination for the site in April, 2008, and it appears that little progress has been made since then to remediate the contamination. The importance of this matter cannot be overstated. The site is located directly adjacent to the Mad River, upstream and within close proximity to HBMWD's Raney wells which supply drinking water to all of our customers and to two-thirds of the residents of Humboldt County.

w

We understand that budgets are limited. However, we encourage DTSC and the State to redouble its efforts to immediately identify and utilize all available funding sources to clean up the former McNamara and Peepe site to prevent contamination of our drinking water source – the Mad River. We understand that DTSC has proposed to spend only \$30,000 in its current year's budget for this site and that those monies would be spent only on investigation activities. In December, 2018, DTSC made a finding that "soil and groundwater contamination at the site is not under control and the implemented remedial actions (from 1998) are no longer protective of human health and the environment." Accordingly, we urge DTSC to commit **no less than \$200,000** for this site this budget year to immediately advance its investigation and cleanup efforts to protect our drinking water source. DTSC must make immediate remediation of this site its top priority.

Respectfully, on behalf of the Humboldt Community Services District Board of Directors,

Alan Bongio, Board President

cc: Senator Mike McGuire
Assemblyman Jim Woods

Mailing: Post Office Box 158 • Cutten, CA 95534 • tel (707) 443-4558 • fax (707) 443-0818
Physical Address: 5055 Walnut Drive, Eureka, CA 95503



HUMBOLDT BAY MUNICIPAL WATER DISTRICT

828 SEVENTH STREET, PO BOX 95 • EUREKA, CALIFORNIA 95502-0095

OFFICE 707-443-5018 ESSEX 707-822-2918

FAX 707-443-5731 707-822-8245

EMAIL OFFICE@HBMWD.COM

Website: www.hbmwd.com

BOARD OF DIRECTORS

SHERI WOO, PRESIDENT

NEAL LATT, VICE-PRESIDENT

J. BRUCE RUPP, SECRETARY-TREASURER

BARBARA HECATHORN, DIRECTOR

MICHELLE FULLER, DIRECTOR

GENERAL MANAGER

JOHN FRIEDENBACH

January 31, 2019

Department of Toxic Substances Control

Mr. Henry Wong

700 Heinz Avenue

Berkeley, CA 94710-2721

RE: McNamara and Peepe Lumber Mill, Glendale, Humboldt County, California

Dear Mr. Wong,

Our District has received notification that on December 28, 2018 the DTSC has rescinded the March 9, 1998 Remedial Action Certification (REC) for the above referenced site. We are saddened to hear that the REC has been rescinded after twenty years of implementation and that "soil and groundwater contamination at the Site is not under control and the implemented remedial actions are no longer protective of human health and the environment" after such a long implementation period. However, we are supportive of changing the course of remedial action at this site to address and eliminate the contamination present. Our District has anxiously been monitoring the clean up at this site since the early 1990's.

The Humboldt Bay Municipal Water District (District), a regional wholesale water provider, supplies water to approximately 88,000 people in the Humboldt Bay area. HBMWD supplies drinking water to seven municipal customers that include the cities of Arcata, Blue Lake, and Eureka, as well as community services districts serving unincorporated areas including Humboldt, Fieldbrook/Glendale, Manila, and McKinleyville CSDs, and the Samoa Peninsula. These municipal customers in turn serve water to approximately 66% of the population in Humboldt County.

HBMWD owns and operates R.W. Matthews Dam, which forms Ruth Lake. The District releases water from Ruth Lake into the Mad River, where it flows for approximately 75 miles until it reaches the District's pumping facilities at Essex. HBMWD's domestic water system draws water from the aquifer below the Mad River near the District's Essex Control Facility via four collector wells. These collector wells are located approximately one mile downstream of the McNamara and Peepe site on the Mad River. This site poses a potential threat to this drinking water source in Humboldt County and therefore should receive extremely high priority with the DTSC.

According to the records of this site, in April 2002, Blue Lake Forest Products, Inc. declared bankruptcy and ceased groundwater pumping from an onsite lumber mill production well PW-1. This caused a rise of the groundwater elevation to approximately 15 feet higher than the previous groundwater elevation measured while the production well was operational. Since April 2002, groundwater has been in contact

with the PCP- and TCP-impacted soil beneath the cap, thereby mobilizing hazardous substances from soil to groundwater. Grab groundwater samples collected in May 2005 at various Site locations contained PCP and TCP concentrations as high as 16,000 µg/L and 1,500 µg/L, respectively. From December 2003 through May 2017, PCP and TCP have been detected in groundwater monitoring wells at concentrations up to 2,200 µg/L and 120 µg/L, respectively. On April 22, 2008, DTSC issued an Imminent and Substantial Endangerment Determination, Docket No. I&SED 07/08-009 for this Site, because there has been a release or a threatened release of hazardous substances at the Site.

The remedy action selected in the 1994 Remedial Action Plan is no longer protective because (a) rising groundwater level have mobilized PCP/TCP in soil beneath the Green Chain area cap due to cessation of production well pumping in 2002; (b) surface water can percolate through PCP/TCP-impacted soil present below the former saw mill area as this area is partially unpaved and/or covered with a building foundation in poor condition; and (c) PCP/TCP can migrate offsite in groundwater or surface water runoff across the former saw mill area. Since the former saw mill area is partially unpaved and the pavement is in poor condition, individuals on site have the risk of coming into direct contact with the contaminants. Therefore, additional remedial action is necessary to prevent potential human exposures and rainwater infiltration at the former saw mill area.

We understand that DTSC is requiring an updated Remedial Action Plan and we appreciate and support that course of action. We respectfully request that our District be added to the distribution list to be notified when the new Remedial Action Plan is available for review and comment.

It appears from the data on the DTSC website that there has been no sampling of the contaminant plume since 2017. Our District requests that a minimum of quarterly sampling be implemented to monitor any migration that may be occurring and to determine the effectiveness of any remedial action plan that is implemented. We strongly encourage the DTSC to move forward quickly and effectively on addressing and eliminating the contamination at this site and throughout its plume of migration off site.

Respectfully,

John Friedenbach
General Manager

Cc: Scott Gilbreath, SWRCB
Pat Kaspari, GHD

T|L|G Thomas Law Group

TINA A. THOMAS
AMY R. HIGUERA
CHRISTOPHER J. BUTCHER
Senior Counsel
ANNE L. BAPTISTE
JOHANNAH E. KRAMER

455 CAPITOL MALL, SUITE 801 | ONE KAISER PLAZA, SUITE 875
SACRAMENTO, CA 95814 | OAKLAND, CA 94612
Telephone: (916) 287-9292 Facsimile: (916) 737-5858
www.thomaslaw.com

NICHOLAS S. AVDIS
ERIC E. REYNOLDS
Of Counsel

July 23, 2020

Ms. Cheryl L. Prowell
Ms. Nicole Yuen
Department of Toxic Substances Control
700 Heinz Avenue
Berkeley, CA 94710

RE: McNamara & Peepe Lumber Mill Soil and Groundwater Monitoring

Dear Ms. Prowell and Ms. Yuen,

Thank you for your letter dated April 6, 2020 (April 6th Letter). We have reviewed it and the Fourth Five-Year Comprehensive Review: Former McNamara and Peepe Lumber Mill (2020 5-Year Review). As you know, the Humboldt Bay Municipal Water District (District) supplies drinking water to approximately 88,000 people in Humboldt County and has continually expressed concern about potential contamination migrating from the former McNamara & Peepe property (the Site) into the Mad River and contaminating the District's water supply.

As discussed in greater detail below, the history and timeline of events at the Site show that DTSC has failed to make aggressive remediation a priority, despite the Site's proximity to the Mad River, the District's drinking water supply, and private wells. Further, DTSC has never performed a risk assessment for the risk presented by dioxin in water, despite acknowledging the Site's proximity to the Mad River and potential for contamination to migrate to the District's drinking water supply. Because of this, the level of risk to the District's drinking water supply is unknown. Additionally, there is no guarantee that the Site goal for dioxin in water will be protective of human health, given it is not based upon a risk assessment for the Site which accounts for the potential for contaminated water migrating from the Site to the District's drinking water supply. These shortcomings are further exacerbated by the fact DTSC does not plan to adequately investigate the extent of dioxin migration. Therefore, a risk analysis for dioxin in water must be performed, and site investigations must include sampling and monitoring surface water, soil, and nearby private wells. Finally, the District has ongoing concerns that DTSC is either willfully or negligently failing to provide transparent information regarding the Site.

The District requests a meeting with DTSC, to include Deputy Director Grant Cope, no later than August 31, 2020 to discuss its concerns and to ensure that DTSC prioritizes aggressive investigation and remediation of the Site without continued delay.

1. Due to the level of contamination and proximity to the Mad River, DTSC must prioritize aggressive investigation and remediation actions at the Site.

a. The Site has a history of protracted remediation actions.

The Site is located approximately one quarter mile north of the Mad River and 550 feet from Hall Creek.¹ Lumber operations began at the Site in 1949. A dip tank was installed in 1967. From 1967 to 1984, lumber was treated with chemical fungicides containing pentachlorophenol (PCP) and tetrachlorophenol (TCP) at 3 locations. The chemical fungicide also contained byproducts of dioxins. Lumber was submersed in PCP in dip tanks located in the green chain building from 1967 to 1981 and in a new dip tank at the southern end of the Site, beginning in 1981.² PCP was also sprayed on lumber at the planer chain building.

The environmental damages associated with discharges from the Site have long been known. A fish kill in October 1968 was attributed to PCP discharged from the Site. This event led the North Coast Regional Water Quality Control Board (NCRWQCB) to establish waste discharge requirements (WDRs) for the Site, which stated that no wood preservatives, fungicides, or other toxic materials should be discharged in such a manner that they could reasonably be expected to be carried into the waters of the State. In December 1979, the NCRWQCB observed overspray and drippings from the spray system at the planer chain building falling onto the soil beneath that building. In February 1981, the NCRWQCB sampled surface water runoff draining from the Site and found PCP concentrations at 200 µg/L,³ resulting in a notice of violation. Then in June 1981, PCP was spilled at the green chain building. Subsequently, the dip tank operation at the green chain was dismantled, and a new dip tank was set up in the southeastern portion of the Site. Lead and PCP exceedances in October 1984 resulted in a notice of violation in March 1985. As the Site’s owner was financially unable to comply with the notice of violation’s correctional requirements, the California Department of Health Services (DHS) performed interim remedial measures in October 1985 because DHS recognized “the potential for a release of hazardous substances from the dip tank and deteriorating drums to the Mad River, which is used as a drinking water supply, and because of the potential for public exposure to the chemical fungicide in the dip tank.”⁴

¹ Hall Creek runs along the southern side of the Site before converging with the Mad River. DTSC’s documents appear to refer to Hall Creek as Mill Creek.

² This area now a separate DTSC site: the McNord Lumber Co., site no. 12240047, at 1610 Glendale Drive, APN 516-151-019.

³ The maximum contaminant level (MCL) for PCP is 1.0 µg/L.

⁴ Trans Tech Consultants, Final Remedial Action Plan (Nov. 1994), p. 3-3.

Remedial investigations occurred from 1987 through 1989, but a remedial action plan was not prepared or approved until 1994. The 1994 Final Remedial Action Plan recommended installation of the concrete cap (cap) to prevent PCP and TCP in the soil beneath the green chain from being discharged to groundwater or to surface waters draining from the Site. At the time, there appeared to be no significant impacts to groundwater. A risk assessment was prepared for dioxins and PCP; however, the dioxin risk assessment only analyzed the risk presented by dioxin in soil. Four years later, in March 1998, the remedial actions were completed, and DTSC issued a remedial action certification.

Surface water sampling occurred from 1997 to 2002 when the NCRWQCB rescinded the stormwater sampling requirement due to a decreasing trend in low levels of PCP and TCP. Groundwater sampling has occurred at varying rates of consistency since 1997. Until 2001, no PCP or TCP contamination was detected in groundwater. In 2001, PCP was detected in several groundwater monitoring wells. After Blue Lake Forest Products terminated operations at the Site, groundwater levels rose significantly as a major well at the Site was no longer used. The elevated groundwater came into contact with the contaminated soil beneath the cap, causing the contaminants to mobilize in groundwater. In 2005, grab sample GW-7 had a PCP concentration of 16,000 µg/L. On April 22, 2008, DTSC issued an Imminent and Substantial Endangerment Determination, Docket No. I&SED 07/08-009. DTSC determined “there may be an imminent and substantial endangerment to the public health or welfare or to the environment” and that “response action is necessary at the Site because there has been a release or there is a threatened release of a hazardous substance.”

The above led to a determination in the 2008 5-Year Review that the cap did not “appear to be functioning as intended with regards to protection of groundwater resources.” The 2008 Five Year Review recommended a feasibility study/remedial action plan be developed to assess remedial alternatives and that the “next 5-year comprehensive review should be conducted after the implementation of the approved remedial alternative.”

However, six years later, the subsequent 2014 5-Year Review made the same recommendation, reflecting no remedial action was taken despite the 2008 finding that the cap was not protective of groundwater resources and the potential for “imminent and substantial endangerment to the public health or welfare or to the environment.”

In December 2018, DTSC rescinded the 1998 Remedial Action Certification, finding “soil and groundwater contamination at the Site is not under control and the implemented remedial actions are no longer protective of human health and the environment.” PCP concentrations currently remain high. As recently as the last groundwater sampling at the Site, which occurred in August 2019, PCP was reported at 1,200 µg/L at MW-1 and 110 µg/L at MW-12, both far in excess of PCP’s MCL.⁵

⁵ The District would like to correct section 5.3 of the 2020 5-Year review. Table 3, not Table 2, includes groundwater analytical results from 2015-2019. Additionally, the August 2019 sampling event resulted in the highest detection of PCP at 1,200 µg/L, not the May 2016 event at 1,100 µg/L.

The 2020 5-Year Review states that in July 2019 DTSC accepted a remedial action plan amendment prepared by Apex Companies, LLC; however, the District is unable to locate the accepted amendment on EnviroStor. Please forward a copy of the amendment to the District for review and post on EnviroStor.

b. The potential for the Site to contaminate the Mad River and the District’s drinking water supply is well recognized.

As noted, the District provides drinking water to approximately 88,000 people, approximately two thirds of the population of Humboldt County. The Mad River lies approximately one quarter mile south of the Site, and the District’s intake wells are located about one mile downstream of the Site.⁶ Water from the Site can drain into the Mad River through multiple pathways.

A surface drainage ditch on the Site drains into Hall Creek, which discharges into the Mad River. The 1994 Final Remedial Action Plan specifically confirmed that “[b]ecause tributary streams have the potential for becoming contaminated with surface runoff, the Mad [R]iver is a threatened resource.”

Additionally, groundwater at the Site flows south towards the Mad River. As stated in section 6.2 of the 2020 5-Year Review, “due to the impact to groundwater and the possible migration of the groundwater plume downgradient to the Mad River which serves as a drinking water source for Humboldt County, there is potential for exposure through drinking water.”

Further, it may be possible that groundwater at the Site feeds either the drainage ditch or tributaries to the Mad River. Depth to groundwater is typically about 7-10 feet along the southern edge of the Site, and the depth of the drainage ditch in that area is estimated to be 2-3 feet. Upon intense and sustained rainfall events, potential exists for groundwater to feed water in the ditch through subsurface travel from a temporarily elevated water table. If this occurs, groundwater contamination would likely reach the Mad River faster and in higher concentrations than if it flowed underground to reach the Mad River.

In light of the well-recognized potential for contamination from the Site to drain into the Mad River and the District’s drinking water supply, DTSC must aggressively investigate and remediate contamination arising from Site. The fact much of the surrounding area has been proposed for construction and development heightens the urgency as ground disturbance may exacerbate these risks by exposing and disturbing contaminated soil.

2. DTSC’s Site goal for dioxin in water must be based upon a risk assessment.

The 2020 5-Year Review sets the Site goal for dioxin in water to the MCL (30 pg/L), rather than the public health goal (PHG) (0.05 pg/L), with no evidence to assure the public that this level of

⁶ Specifically, Collector 4 is located 1.1 miles downstream of the Site.

contamination will not endanger human health or the environment. As noted above, the 1994 risk assessment with respect to dioxins was limited to ingestion of or dermal contact with soil. Ingestion of water was not considered.

All parties agree that water leaving the Site may reach the Mad River, the District’s drinking water supply. In addition, contamination has been migrating in groundwater and may be impacting private wells on nearby and adjacent parcels. Aerial photos show that the pumphouse for a private well on one adjacent property is directly across the drainage ditch from the cap (and near MW-12). To the District’s knowledge, a risk assessment has never been performed to determine the risk that dioxins pose to the private wells in the neighborhood either.

In light of the changed circumstances at the Site, including the migration of contaminants through groundwater, DTSC must undertake a risk assessment for dioxins in water and set the site cleanup goal based on that analysis. There is no guarantee that application of the MCL⁷—which is 600 times greater than the PHG—will be protective of the District’s drinking water supply. There is no justification for arbitrarily setting the goal at such a high level without foundation. At the Georgia Pacific Lumber site in Fort Bragg (site no. 23240008), the water quality objective was set to the PHG, not the MCL. DTSC has not provided any explanation why setting the project goal to meet the PHG was feasible at the Georgia Pacific Lumber site but not here. Given the proximity to the District’s drinking water supply, remediation goals must be as aggressive and protective of human health and the environment as possible and be based upon a scientific assessment of these site-specific risks.

To ensure future decisions and actions are properly informed, the District demands a risk assessment be prepared within 6 months of DTSC receiving the lab data for the next groundwater and surface water sampling event. The District requests that upon completion of a risk assessment for the risks presented by dioxin in water, the analysis be submitted to the District for concurrence.

3. Adequate sampling and monitoring must be done to inform aggressive remediation.

In addition to completing a risk assessment, DTSC must undertake adequate sampling of all contaminants of concern across all potentially effected media to determine the extent of the contaminant plumes. The 2020 5-Year Review only recommends sampling for dioxins in downgradient wells.⁸

⁷ The District notes that, while the text of the 2020 5-Year Review correctly states the MCL for dioxins is 30 pg/L (pages 16-17 of the pdf; the report itself is not paginated), Table 6 incorrectly lists the MCL as 30 µg/L, which is an error of 6 orders of magnitude.

⁸ The District would like DTSC’s assurance that MW-5, directly downgradient of the green chain area, will be repaired or replaced. The recent reports state that the well monument was rusted shut and precluded sampling in August 2019. Based on its location and current contaminant levels, it is imperative that this well be operational or replaced.

Soil and surface water testing in the drainage ditch and Hall Creek must occur to determine whether contamination is directly traveling to the Mad River via surface water runoff or from heightened groundwater levels feeding the drainage ditch. In the drainage ditch, DTSC should sample soil and surface water in the vicinity of MW-1. DTSC has calculated that the estimated TEQs for dioxins in groundwater in MW-1 and MW-10 exceed the PHG, and levels at MW-1 exceed the MCL as well. This demonstrates that a dioxin plume of contaminated groundwater has migrated to the south, past the drainage ditch and beneath private residences south of the Site. Accordingly, the wells of nearby private residences must be monitored as well. As noted, one private well is directly across the drainage ditch from the cap, demonstrating the potential for these wells to pull in contaminated groundwater.

DTSC contends dioxins do not mobilize in groundwater due to their affinity to strongly sorb to soil. While this may reflect dioxins' typical properties, such statements fly in the face of actual data arising from the Site. It is possible that co-contamination with hydrocarbons has increased the solubility and mobility of the dioxins. Alternatively, fine particles may be moving through groundwater, transporting sorbed dioxins in the process. Regardless of the mechanism, sampling since 2019 has repeatedly shown the presence of dioxins in groundwater. The MCL for dioxins has been exceeded at MW-1 and the PHG exceeded at MW10. Additionally, dioxins were detected in low levels in groundwater on an adjacent property that used to be part of the Site. Thus, arguing that dioxins do not typically migrate in groundwater fails to address the reality that they are doing so here.

DTSC has further alleged that the cap continues to serve the function of preventing contaminant discharge into surface water. The basis for this assertion is indeterminable. Surface water has not been sampled since 2002 when Site conditions were significantly different. At this point, the Site's history is rife with incorrect assumptions. DTSC assumed that the cap would be protective of groundwater, but it has completely failed in this capacity. DTSC further assumes dioxins should not be present in groundwater due to their hydrophobic nature, yet they are. Considering the potential risk to public health, it is irresponsible of DTSC to exclude surface water sampling based on the assumption that the cap is protective of that resource.

In light of the above, the District demands that, in addition to groundwater well sampling, surface water, soil, and private wells be sampled. Knowing the full extent of contamination is a prerequisite for developing an effective remediation plan, which must be carried out aggressively to mitigate any risks to the District's drinking water supply. In 2019, the District requested quarterly sampling occur. The District reiterates that request here to better investigate contamination concentration variability throughout the year due to the rise and fall of water table.

4. Investigation and remediation activities must include the former McNord Property.

In addition to the above, sampling must be conducted at the former McNord property where PCP was detected in groundwater at 0.49 ppb in 2003. The former McNord property is the site of the second dip tank, where PCP was applied from approximately 1981 to 1984. An application for

voluntary oversight was submitted by the property owner to DTSC and the NCRWQCB on October 24, 2019; to date, no work has been performed under this agreement. This agreement must be signed and implemented.

5. The District's concerns regarding lab results must be addressed.

a. DTSC must require lower laboratory reporting limits.

The District expressed concern that DTSC is permitting dioxin sampling procedures that result in inaccurate or opaque results because reporting limits of 52 pg/L or 110 pg/L were used, which are 4 to 5 orders of magnitude higher than the PHG. DTSC asserts that the District's request to use reporting limits that match the PHG cannot be achieved but admitted a detection limit of 5 pg/L is feasible. Despite stating 5 pg/L is feasible, DTSC did not commit to ensuring this detection limit would be used, instead stating that it would work to find a lab that can reach the detection limit of 30 pg/L or slightly lower. This is greatly concerning because the District disputes that 5 pg/L is the lowest feasible reporting limit and because the circumstances warrant utilizing the lowest reporting limit possible.

With respect to feasible reporting limits, Frontier Analytical Laboratory (Frontier) has been recommended to the District. Frontier provides a detection limit of 0.155 pg/L, far below the 5.0 pg/L reporting limit asserted by DTSC. Further, in its July 26, 2019 email to DTSC, ERRG specifically listed Torrent Laboratory, Inc. (Torrent) as a potential lab for the dioxin analysis; according to the information provided by ERRG, Torrent is able to reach the 0.05 pg/L reporting limit. This demonstrates that far more accurate testing is feasible than alleged by DTSC.

Given the PHG for dioxins is 0.05 pg/L, the lowest possible reporting limit should be used to quantify the risk as accurately as feasible. DTSC provides no justification for its resistance to pursuing the lowest limit that is feasible and warranted in light of the potential for contamination to reach the District's drinking water supply. Additionally, the outcome of the necessary risk assessment may well demonstrate that the project goal must be lower than the MCL of 30 pg/L. As noted above, the goal for the Georgia Pacific Lumber site was set to 0.05 pg/L, the PHG. Testing needs to reflect this potential and provide the most accurate data possible. The District fears that by seeking to rely on excessively high reporting limits, it is DTSC's intention to continue to characterize sampling results above the PHG, but below the MCL, as "nondetect" and obscure the true scope of the risk. Accordingly, the District demands that a laboratory that can achieve the appropriate reporting limits, such as Torrent or Frontier, be used going forward.

b. Test America should not be used in the future.

Uncertainty regarding the MW-10 results in the December 2019 Groundwater Monitoring Report arises in part from the fact that compounds were detected in the method blanks; DTSC and Test America speculate that the compounds in MW-10(FD) are lab artifacts. The failure to provide a proper

method blank is inappropriate. In the future, another lab should be used to ensure accurate test results. The District and the surrounding community are entitled to accurate results and transparent reports. Inaccurate results should not provide an opportunity to strike data and misrepresent risks.

6. DTSC should refrain from referencing the 2003 Phase II because it in no way reflects current conditions.

The District is increasingly alarmed that DTSC continues to cite to the 2003 Phase II conducted at the Site by Winzler & Kelley as though it reflects current conditions. The April 6th Letter includes a paragraph summarizing the results of the 2003 Phase II, stating PCP concentrations were no higher than 0.49 µg/L, and fails to provide any further discussion of the significant changes in Site conditions which led to PCP readings as high as 16,000 µg/L in 2005 and that remain at 1,200 µg/L in the most recent groundwater monitoring report. More concerning, in 2019, DTSC relied on the 2003 Phase II in providing a comfort letter to APN 516-111-064, which led to confusion in local planning deliberations as to whether that specific parcel was unquestionably safe to develop due to the trust local planners put in DTSC.

Reliance on the 2003 Phase II is inappropriate based on the fact that it is nearly 17 years old and, as such, is significantly outdated. Moreover, DTSC is well aware that Site conditions have deteriorated dramatically since 2003. The past three 5-Year Review Reports have discussed how rising groundwater has caused contaminant migration in groundwater, culminating in DTSC's 2018 rescission of the Site's Remedial Action Certification. There is no question that the 17-year-old 2003 Phase II does not reflect these changed conditions. Accordingly, the District finds DTSC's reference to the 2003 Phase II to be disingenuous and indicative of DTSC's abrogation of its duty to protect California's people and environment from harmful effects of toxic substances. The District demands that DTSC refrain from further references to the 2003 Phase II as indicative of current contamination conditions on the Site or surrounding parcels.

* * * * *

Thank you for your time and consideration of this matter. Given the extreme toxicity of dioxin, DTSC's failure to determine the extent of the contamination or develop an effective remediation plan, and the District's need to protect the community's water supply, we look forward to your response and meeting via teleconference or videoconference to discuss and address the District's concerns. Please do not hesitate to contact me with any questions or concerns.

Respectfully,



Anne Baptiste

cc: Humboldt Bay Municipal Water District

Meredith Williams, Director, DTSC
Grant Cope, Deputy Director, DTSC
Office of Governor Gavin Newsom
Mike McGuire, Senator, District 2
Jim Wood, Assemblymember, District 2
California Department of Fish and Wildlife
North Coast Regional Water Quality Control Board
Humboldt County Board of Supervisors
John Ford, Director, Humboldt County Planning & Building
Humboldt Baykeeper



516-101-052 X Q

Show search results for 516...

516-101-033
516-101-030
516-101-030
516-101-030
516-101-030

Two other proposed projects listed by APN: 516-101-083

Brogart S/MND

516-101-079
516-101-036
516-101-057

516-101-050
516-101-050
516-101-050

516-101-081
516-101-081
516-101-081

516-101-060
516-101-060
516-101-060

516-101-062
516-101-062
516-101-062

516-101-064
516-101-064
516-101-064

516-101-081
516-101-081
516-101-081

516-101-081
516-101-081
516-101-081

516-101-081
516-101-081
516-101-081

516-101-081
516-101-081
516-101-081

516-101-081
516-101-081
516-101-081

516-101-081
516-101-081
516-101-081

516-101-081
516-101-081
516-101-081

516-101-081
516-101-081
516-101-081

516-101-081
516-101-081
516-101-081

516-101-081
516-101-081
516-101-081

516-101-081
516-101-081
516-101-081



Matthew Rodriguez
Secretary for
Environmental Protection



Department of Toxic Substances Control

Barbara A. Lee, Director
700 Heinz Avenue
Berkeley, California 94710-2721



Edmund G. Brown Jr.
Governor

December 28, 2018

Mr. Charles D. Aalfs
Blue Lake Forest Products, Inc.
4175 Cloverway Drive
Redding, California 96002
danaalfs@gmail.com

Ms. Jennifer Finch and Mr. Robert Schultz
P.O. Box 146
Arcata, California 95518
magnaws@gmail.com

DECERTIFICATION, MCNAMARA AND PEEPE LUMBER MILL, GENDALE,
HUMBOLDT COUNTY, CALIFORNIA

Dear Mr. Aalfs, Ms. Finch, and Mr. Schultz:

The Department of Toxic Substances Control (DTSC) issued a Remedial Action Certification on March 9, 1998 for McNamara and Peepe Lumber Mill (Site) upon implementation of the remedial actions pursuant to the December 4, 1994 Remedial Action Plan. However, subsequent soil and groundwater investigations have revealed that soil and groundwater contamination at the Site is not under control and the implemented remedial actions are no longer protective of human health and the environment. Therefore, DTSC rescinds the March 9, 1998 Remedial Action Certification and issues this Decertification based on the following findings:

Site Identification and Landowners: The Site is located in Glendale, an unincorporated community in Humboldt County, approximately 0.9 miles southeast of the City of McKinleyville and approximately 1.2 miles northwest of the City of Blue Lake, Humboldt County, California. The Site occupies approximately 26 acres with nine Assessor's Parcel Numbers (APNs). The current landowners of the Site are (a) Blue Lake Forest Products, Inc. and (b) Jennifer Finch and Robert Schultz.

- Blue Lake Forest Products, Inc. owns seven parcels with APNs 516-091-020, 516-101-040, 516-101-060, 516-111-062, 516-111-063, 516-111-064, and 516-111-066 located on 1619 Glendale Drive.
- Jennifer Finch and Robert Schultz own two parcels with APNs 516-151-003 and 516-151-004 located on 1678 Glendale Drive.

1998 Remedial Action Certification: On December 5, 1994, DTSC approved the Remedial Action Plan with the following remedies for the Site:

- Consolidation of pentachlorophenol (PCP) and tetrachlorophenol (TCP) contaminated soils at the Green Chain area and installation of a new cap over such contaminated soils at areas encompassing APNs 516-101-060 and 516-111-063;
- Surface water and groundwater monitoring; and
- A land use covenant prohibiting any site activities which may compromise the integrity of the cap located at areas within APNs 516-101-060 and 516-111-063 and concrete slab located at an area within APN 516-151-003, as well as prohibiting development of these areas for uses for a residence, long-term care hospital, day-care facility, and school.

On March 9, 1998, DTSC issued the Remedial Action Certification stating that (a) all appropriate remedial actions have been completed, (b) a deed restriction was recorded the County's Recorder Office, and (c) long-term surface water and groundwater monitoring are necessary at the Site.

Subsequent Investigations and Contamination: During groundwater monitoring events conducted from 1997 through 2002, PCP concentrations were predominately below the cleanup goal of 1 µg/L and TCP concentrations were all below the laboratory reporting limit of 1 µg/L. In April 2002, Blue Lake Forest Products, Inc. declared bankruptcy and ceased groundwater pumping from an onsite lumber mill production well PW-1, which caused a rise of the groundwater elevation to approximately 15 feet higher than the previous groundwater elevation measured while the production well was operational. Since April 2002, groundwater has been in contact with the PCP- and TCP-impacted soil beneath the cap, thereby mobilizing hazardous substances from soil to groundwater.

Grab groundwater samples collected in May 2005 at various Site locations contained PCP and TCP concentrations as high as 16,000 µg/L and 1,500 µg/L, respectively. From December 2003 through May 2017, PCP and TCP have been detected in groundwater monitoring wells at concentrations up to 2,200 µg/L and 120 µg/L, respectively.

On April 22, 2008, DTSC issued an Imminent and Substantial Endangerment Determination, Docket No. I&SED 07/08-009 for this Site, because there has been a release or a threatened release of hazardous substances at the Site.

The former saw mill area, located within APNs 516-111-062 and 516-111-063, is partially unpaved and located adjacent to the cap at the Green Chain area encompassing APNs 516-101-060 and 516-111-063. The former saw mill building at the former saw mill area was demolished in 2006. Portions of the building foundation, in poor condition, remain at the former saw mill area. In 2010 and 2011, DTSC conducted investigation at the former saw mill area and found PCP concentrations in soil ranging from 1.8 mg/kg to 40 mg/kg, above the PCP cleanup goal of 1.75 mg/kg established in the 1994 Remedial Action Plan.

Therefore, the remedy selected in the 1994 Remedial Action Plan is no longer protective because (a) rising groundwater level have mobilized PCP/TCP in soil beneath the Green Chain area cap due to cessation of production well pumping in 2002; (b) surface water can percolate through PCP/TCP-impacted soil present below the former saw mill area as this area is partially unpaved and/or covered with a building foundation in poor condition; and (c) PCP/TCP can migrate offsite in groundwater or surface water runoff across the former saw mill area. Since the former saw mill area is partially unpaved and the pavement is in poor condition, people also run the risk of coming into direct contact with the contaminants. Therefore, additional remedial action is necessary to prevent potential exposures and rainwater infiltration at the former saw mill area.

Remedial Action Plan Amendment: To address the contaminated soil and groundwater, DTSC plans to prepare a Remedial Action Plan Amendment and select the appropriate remedy or remedies necessary to mitigate the impact of hazardous substances at the Site. The Remedial Action Plan Amendment will evaluate a range of the alternatives including capping of the former saw mill area, enhanced biodegradation of chemicals in groundwater, long-term groundwater monitoring, and amending the land use covenant.

Mr. Aalfs, Ms. Finch, and Mr. Schultz
December 28, 2018
Page 4

If you have any questions, please contact Henry Wong of my staff at (510) 540-3770 or henry.wong@dtsc.ca.gov.

Sincerely,



Janet Naito
Branch Chief
Site Mitigation and Restoration Program

cc: Stephanie Lai
Senior Staff Counsel
DTSC - Office of Legal Counsel
stephanie.lai@dtsc.ca.gov

Garry Rees
Streamline Planning Consultants
garry@streamlineplanning.net

Chad Waters
CEO
Royal Gold LLC
chadwaters707@gmail.com

Humboldt Community Services District

Dedicated to providing high quality, cost effective water and sewer service for our customers

AGENDA REPORT

For HCSD Board of Directors Regular Meeting of: March 9, 2021

AGENDA ITEM: F.3 (New Business)

TITLE: Review of 2021-2022 City of Eureka Capital Improvement Plan and the Impacts to HCSD

PRESENTED BY: Terrence Williams, General Manager

Recommendation:

Review and discuss the City of Eureka 2021-2022 Capital Improvement Plan as it relates to HCSD.

Summary:

The City of Eureka (COE or City) has recently approved and released their five-year Capital Improvement Plan (CIP) for Fiscal Year 2021-2022. The City's decisions and financial planning directly impact the District because of the relationship between the two entities that is governed primarily by the Regional Wastewater Treatment Agreement (last updated in April, 2012) and the Water Purchase and Intertie Agreement (last updated in June, 2003).

The current COE CIP outlines capital expenditures throughout all of the City's programs including; Harbor & Waterfront, Information Technology, Land & Facilities, Parks & Recreation, Streets & Storm Drains, Water Supply, Wastewater and finally Long-Term Projects. In the five-year planning horizon, the only programs that impact the District financials are the Land & Facilities and Wastewater programs. For the purposes of this discussion, a truncated version of the COE CIP is included with this packet for reference. All sections not directly impacting District finances have been removed. The complete 122-page document is available for viewing at the following web address (<https://www.ci.eureka.ca.gov/civicax/filebank/blobdload.aspx?BlobID=20273>) or by navigating the City of Eureka webpage, then Departments, Public Works, Engineering, Capital Improvement.

The current document indicates that the District will be responsible for an average contribution to the City's capital projects in the amount of \$1.39 Million per year. This average figure is a \$287,000 increase over the annual average projections made in the 2020-2021 COE CIP. In fact, looking back over the last five years of COE CIPs, the District has seen an annual increase to the annual average contribution of \$215,000.

Another way of looking at this is that in the 2017-2018 COE CIP, the City projected an average annual contribution to capital projects from the District of \$530,000 and the current COE CIP indicates an annual average District contribution of \$1.39M.

Per discussions with City Staff, there are two major contributors to these increases. First, the City is currently updating, upgrading and replacing a considerable amount of infrastructure that has been the recipient of deferred maintenance over the years. The second major contributor to these increases is the stemming from the 2016 Regional Water Quality Control Board's (RWQCB) Cease-and-Desist Order (R1-2016-0012). Recovering from deferred maintenance is relatively self-explanatory; the Cease-and-Desist order is more complicated.

In 2016, the City was required to apply for renewal of the National Pollutant Discharge Elimination System (NPDES) Permit. This process required a re-analysis of the fate and transport of effluent being discharged into Humboldt Bay. The findings of that study indicated that some portion of the effluent is recirculated back into the Bay and does not necessarily flush to the ocean. This fact prompted the (RWQCB) to reclassify Humboldt Bay as an Enclosed Bay or Estuary. The water quality requirement of effluent discharged to enclosed bays and estuaries is significantly stricter than discharges to open bays or the ocean directly.

The provisions of the Cease-and-Desist indicate that the City will submit an Enclosed Bays and Estuaries Compliance Feasibility Study to the RWQCB for approval by July, 2020. The RWQCB is scheduled to release this Feasibility Study for Public Comment on Friday, March 5, 2021.

Generally speaking, the District is responsible for 32.1% of treatment, maintenance, and operations of the WWTP as well as specified collection infrastructure, and 3% of operations and maintenance costs to the rest of the City's wastewater infrastructure.

During the 2021-2022 Fiscal Year, the District contribution to the City's CIP is projected to be \$1.344M. A project-by-project breakdown of the District's 2021-2022 contribution follows:

Elk River Estuary & Interpretive Center	\$224,000
Cross Town Interceptor Maintenance Phase II	\$ 40,000
Wastewater Pumpstation Upgrade Program	\$384,000
Enclosed Bays & Estuaries Compliance	\$688,000

During the 2022-2023 Fiscal Year, the District contribution to the City's CIP is projected to be \$711,000. A project-by-project breakdown of the District's 2022-2023 contribution follows:

Wastewater Lift Station Upgrade Program	\$ 18,000
Wastewater Pumpstation Upgrade Program	\$448,000
Enclosed Bays and Estuaries Compliance	\$128,000
WWTP Motor Control Center	\$ 17,000
WWTP Outfall Maintenance	\$ 16,000
Bio Solids Dewatering	\$ 58,000
Secondary Clarifier Maintenance Phase II	\$ 26,000

During the 2023-2024 Fiscal Year, the District contribution to the City's CIP is projected to be \$1.503M. A project-by-project breakdown of the District's 2023-2024 contribution follows:

Wastewater Lift Station Upgrade Program	\$ 14,000
Headworks Concrete Structure	\$ 55,000
Enclosed Bays and Estuaries Compliance	\$128,000
WWTP Motor Control Center	\$346,000
WWTP Outfall Maintenance	\$167,000
Bio Solids Dewatering	\$457,000
Secondary Clarifier Maintenance	\$336,000

During the 2024-2025 Fiscal Year, the District contribution to the City's CIP is projected to be \$1.834M. A project-by-project breakdown of the District's 2024-2025 contribution follows:

Elk River Estuary and Interpretive Center	\$1,120,000
Wastewater Lift Station Upgrade Program	\$ 9,000
WWTP Biosolids Class "A"	\$ 133,000
Headworks Concrete Structure	\$ 444,000
Enclosed Bays and Estuaries Compliance	\$ 128,000

During the 2025-2026 Fiscal Year, the District contribution to the City's CIP is projected to be \$1.574M. A project-by-project breakdown of the District's 2025-2026 contribution follows:

Wastewater Lift Station Upgrade Program	\$ 48,000
WWTP Biosolids Class "A"	\$1,152,000
Enclosed Bays and Estuaries Compliance	\$ 374,000

Elk River Estuary Interpretive Center: City staff has indicated that the Elk River Estuary Interpretive Center meets a requirement of environmental enhancement and beneficial uses set forth in the Cease-and-Desist order. This information will be corroborated when the Feasibility Study has been made available to District staff.

Cross-Town Interceptor Maintenance: The Cross-Town Interceptor Maintenance project has been ongoing and the District is contractually obligated to participate in the financing of Capital projects pertaining to the Cross-Town Interceptor per the Regional Wastewater Treatment Agreement.

Wastewater Pumpstation Upgrade Program: The District is responsible for a portion of maintenance and upgrades to three of the City's wastewater pump stations (Hill Street, Washington Street, and McCullens Avenue). District staff is taking steps to verify that this project pertains to those lift stations.

Enclosed Bays & Estuaries Compliance: Information about Enclosed Bays and Estuaries Compliance will be forthcoming when the Feasibility Study is made available to the District.

Wastewater Lift Station Upgrade Program: The Wastewater Lift Station Upgrade Program is listed as a City-wide program. \$18,000 represents 3% of the total project costs for the year. The District is responsible for 3% of operations and maintenance costs to some of the City's wastewater infrastructure. District staff is working to verify that the District is in fact responsible for this projection listed with the 2021-2022 fiscal year. The projection of \$48,000 listed in 2025-2026 is 18% of the total annual project expenses for this project. District staff is actively looking into this item for clarification.

WWTP Motor Controller Center:
WWTP Outfall Maintenance:
Bio Solids Dewatering:
Secondary Clarifier Maintenance:
Headworks Concrete Structure:

The WWTP Motor Control Center, WWTP Outfall Maintenance project, Bio Solids Dewatering, Secondary Clarifier Maintenance and Headworks Concrete Structure are all necessary to operate the Regional Wastewater Treatment Plant. The District is responsible for a portion of capital expenses to maintain the Wastewater Treatment Plant.

WWTP Biosolids Class "A": WWTP Biosolids Class "A" is a program to convert treatment plant biosolids into a product that can be safely used as fertilizer. This program will reduce operation and maintenance costs at the treatment facility in the form of reduced storage, hauling and tipping fees for biosolids. The District is responsible for a portion of wastewater treatment plant upgrades.

Fiscal Impact:

\$6,958,000 over the next five years.

CAPITAL IMPROVEMENT PROGRAM 2021

TABLE OF CONTENTS

INTRODUCTION	ii
2020 CIP PROJECT UPDATE Status update of CIP 2020 projects	viii
BUDGET SCHEDULES Summary of five-year budgets and fiscal year budget schedules	x
HARBOR AND WATERFRONT Dock construction and modifications; waterfront improvements	1-1
INFORMATION TECHNOLOGY City-wide data support for all technological equipment and software	2-1
LAND & FACILITIES Land acquisition, land use development, building construction, modifications to existing buildings	3-1
PARKS & RECREATION Zoo, park, athletic field improvements, city-wide trails	4-1
STREETS & STORM DRAINS Street overlay, slurry, construction, sidewalk improvements, parking lot improvements, traffic signals, railroad crossings, storm drainage, tide gates	5-1
WATER SUPPLY Water distribution, pump station construction, water storage and treatment, replacement of undersized or deteriorated mains	6-1
WASTEWATER Wastewater collection system, lift stations, pump stations, force mains, treatment process maintenance, facilities upgrades	7-1
LONG TERM PROJECTS Capital improvement projects not budgeted in the next five years	8-1

Capital Improvement Program 2021
 FIVE-YEAR SUMMARY
 Funding Sources by Category

2021 PLANNING YEAR		5 YEAR EXPENDITURE SUMMARY							TOTAL EXPENDITURES FOR 2021 PLANNING YEAR		
PROJECT CATEGORIES	STREETS	WATER	WASTEWATER	GENERAL GOV'T	HCSD	GRANTS					
HARBOR & WATERFRONT PROJECTS	\$0	\$0	\$0	\$295,000	\$0	\$24,000	\$395,000				
INFORMATION TECHNOLOGY PROJECTS	\$0	\$106,000	\$56,000	\$261,000	\$0	\$0	\$423,000				
LAND & FACILITIES PROJECTS	\$0	\$776,000	\$300,000	\$435,000	\$224,000	\$7,000,000	\$8,735,000				
PARKS & RECREATION PROJECTS	\$0	\$0	\$0	\$286,000	\$0	\$6,865,000	\$7,151,000				
STREETS & STORMDRAIN PROJECTS	\$4,000,000	\$0	\$0	\$328,000	\$0	\$1,464,000	\$5,792,000				
WATER SUPPLY PROJECTS	\$0	\$1,900,000	\$0	\$0	\$0	\$0	\$1,900,000				
WASTEWATER PROJECTS	\$0	\$0	\$3,963,000	\$0	\$1,112,000	\$0	\$5,075,000				

2022 PLANNING YEAR		5 YEAR EXPENDITURE SUMMARY							TOTAL EXPENDITURES FOR 2022 PLANNING YEAR		
PROJECT CATEGORIES	STREETS	WATER	WASTEWATER	GENERAL GOV'T	HCSD	GRANTS					
HARBOR & WATERFRONT PROJECTS	\$0	\$0	\$0	\$381,000	\$0	\$1,800,000	\$2,181,000				
INFORMATION TECHNOLOGY PROJECTS	\$0	\$105,000	\$430,000	\$978,000	\$0	\$0	\$1,513,000				
LAND & FACILITIES PROJECTS	\$0	\$400,000	\$400,000	\$1,678,000	\$0	\$0	\$3,478,000				
PARKS & RECREATION PROJECTS	\$0	\$0	\$0	\$0	\$0	\$4,332,000	\$4,332,000				
STREETS & STORMDRAIN PROJECTS	\$4,079,000	\$0	\$0	\$275,000	\$0	\$8,748,000	\$13,102,000				
WATER SUPPLY PROJECTS	\$0	\$3,190,000	\$0	\$0	\$0	\$3,180,000	\$6,670,000				
WASTEWATER PROJECTS	\$0	\$0	\$2,261,000	\$0	\$711,000	\$0	\$2,972,000				



Capital Improvement Program 2021
 FIVE-YEAR SUMMARY
 Funding Sources by Category

2023 PLANNING YEAR		5 YEAR EXPENDITURE SUMMARY							TOTAL EXPENDITURES FOR 2023 PLANNING YEAR
PROJECT CATEGORIES	STREETS	WATER	WASTEWATER	GENERAL GOV'T	HCSD	GRANTS			
HARBOR & WATERFRONT PROJECTS	\$0	\$0	\$0	\$534,000	\$0	\$600,000		\$1,134,000	
INFORMATION TECHNOLOGY PROJECTS	\$0	\$185,000	\$57,000	\$98,000	\$0	\$0		\$340,000	
LAND & FACILITIES PROJECTS	\$0	\$122,000	\$122,000	\$0	\$0	\$0		\$244,000	
PARKS & RECREATION PROJECTS	\$0	\$0	\$0	\$0	\$0	\$3,125,000		\$3,125,000	
STREETS & STORMDRAIN PROJECTS	\$4,056,000	\$0	\$0	\$296,000	\$0	\$3,471,000		\$7,823,000	
WATER SUPPLY PROJECTS	\$0	\$2,082,000	\$0	\$0	\$0	\$0		\$2,082,000	
WASTEWATER PROJECTS	\$0	\$0	\$6,118,000	\$0	\$1,503,000	\$0		\$7,621,000	

2024 PLANNING YEAR		5 YEAR EXPENDITURE SUMMARY							TOTAL EXPENDITURES FOR 2024 PLANNING YEAR
PROJECT CATEGORIES	STREETS	WATER	WASTEWATER	GENERAL GOV'T	HCSD	GRANTS			
HARBOR & WATERFRONT PROJECTS	\$0	\$0	\$0	\$304,000	\$0	\$0		\$304,000	
INFORMATION TECHNOLOGY PROJECTS	\$0	\$0	\$0	\$60,000	\$0	\$0		\$60,000	
LAND & FACILITIES PROJECTS	\$0	\$780,000	\$3,160,000	\$970,000	\$1,120,000	\$0		\$6,030,000	
PARKS & RECREATION PROJECTS	\$0	\$0	\$0	\$0	\$0	\$1,170,000		\$1,170,000	
STREETS & STORMDRAIN PROJECTS	\$4,058,000	\$0	\$0	\$234,000	\$0	\$8,116,000		\$12,408,000	
WATER SUPPLY PROJECTS	\$0	\$2,125,000	\$0	\$0	\$0	\$0		\$2,125,000	
WASTEWATER PROJECTS	\$0	\$0	\$4,283,000	\$0	\$714,000	\$0		\$4,997,000	



Capital Improvement Program 2021
 FIVE-YEAR SUMMARY
 Funding Sources by Category

2025 PLANNING YEAR	5 YEAR EXPENDITURE SUMMARY							TOTAL EXPENDITURES FOR 2025 PLANNING YEAR
PROJECT CATEGORIES	STREETS	WATER	WASTEWATER	GENERAL GOV'T	HCSD	GRANTS		
HARBOR & WATERFRONT PROJECTS	\$0	\$0	\$0	\$316,000	\$0	\$0	\$316,000	
INFORMATION TECHNOLOGY PROJECTS	\$0	\$0	\$0	\$140,000	\$0	\$0	\$140,000	
LAND & FACILITIES PROJECTS	\$0	\$0	\$0	\$0	\$0	\$0	\$0	
PARKS & RECREATION PROJECTS	\$0	\$0	\$0	\$0	\$0	\$1,217,000	\$1,217,000	
STREETS & STORMDRAIN PROJECTS	\$4,060,000	\$0	\$0	\$242,000	\$0	\$568,000	\$4,870,000	
WATER SUPPLY PROJECTS	\$0	\$2,170,000	\$0	\$0	\$0	\$0	\$2,170,000	
WASTEWATER PROJECTS	\$0	\$0	\$5,962,000	\$0	\$1,574,000	\$0	\$7,536,000	



2021 EXPENDITURES

PROJECT EXPENDITURES PER FUND GROUP

	STREETS	WATER	WASTEWATER	GENERAL GOVT	HCSD	GRANTS 1-AWARDED 2-APPLIED 3-SEEKING	TOTAL EXPENDITURES
HARBOR & WATERFRONT PROJECTS							
Samoia Boat Launch Improvements							\$0
Dredging Marina and other City Properties				\$270,000			\$270,000
Eureka Public Marina Safety Improvements				\$15,000			\$25,000
Marina Fire Suppression System Repairs						\$24,000	\$24,000
Commercial Street Fuel Facility							\$0
Fisherman's Terminal Fender Pole Maintenance							\$0
TOTAL	\$0	\$0	\$0	\$295,000	\$0	\$24,000	\$319,000
INFORMATION TECHNOLOGY PROJECTS							
Secondary Data Center							\$0
Enterprise Resource Software							\$0
City Hall Network Security				\$149,000			\$149,000
Fiber Optic Network Upgrade		\$106,000	\$56,000	\$112,000			\$274,000
TOTAL	\$0	\$106,000	\$56,000	\$261,000	\$0	\$0	\$423,000
LAND & FACILITIES PROJECTS							
Corporation Yard Improvements							\$0
Municipal Auditorium Improvements				\$310,000			\$310,000
City Hall Improvements							\$0
Eureka Emergency Operations Center							\$0
EPD Parking Lot 4th Street Entrance							\$0
Coast Guard Building Improvements							\$0
Water Treatment Plant Settling Basins		\$300,000	\$300,000				\$600,000
Energy Storage Systems						\$7,000,000	\$7,000,000
Est. River Estuary & Interpretive Center		\$476,000			\$224,000		\$700,000
Facilities Master Plan				\$125,000			\$125,000
TOTAL	\$0	\$776,000	\$300,000	\$435,000	\$224,000	\$7,000,000	\$8,535,000
PARKS & RECREATION PROJECTS							
City Parks Automated Irrigation				\$270,000			\$270,000
Park Improvements						\$6,571,000	\$6,571,000
Zoo Master Plan Improvements							\$0
Zoo Improvements Aviary Mesh Replacement							\$0
Softball Field Improvements							\$0
Stream Restoration Fish Passage				\$16,000		\$294,000	\$310,000
TOTAL	\$0	\$0	\$0	\$286,000	\$0	\$6,865,000	\$7,151,000
STREETS & STORMDRAIN PROJECTS							
Street Reconstruction, Overlays, and Maintenance	\$3,500,000						\$3,500,000
Safety Improvement Projects	\$500,000			\$50,000			\$550,000
Storm Drain Improvements						\$938,000	\$938,000
Bicycle Facilities						\$100,000	\$100,000
Sidewalk Repair Improvements				\$125,000			\$125,000
Parking Improvements				\$16,000			\$16,000
Street Configuration Improvements							\$0
Broadway Multimodal Transportation Corridor Study							\$0
Stormwater Trash Capture							\$0
Tide Gate Repair							\$0
Bay to Zoo Trail				\$50,000			\$50,000
Halvorsen Trail Rehabilitation						\$400,000	\$400,000
Electric Vehicle Charging Stations				\$67,000		\$26,000	\$93,000
C Street Bike Boulevard							\$0
Cooper Gulch (First Slough) Trail							\$0
Traffic Signals							\$0
TOTAL	\$4,000,000	\$0	\$0	\$333,000	\$0	\$1,444,000	\$5,777,000
WATER SUPPLY PROJECTS							
Water Distribution System Annual Maintenance & Repair		\$1,200,000					\$1,200,000
High Tank Pump Station Replacement		\$700,000					\$700,000
Automated Meter Read (AMR) Update							\$0
Tank Recasting (Low Tank & Lindbar Hills Tank)							\$0
Lindbar Hills Backup Generator & Booster Fire Pump Replacement							\$0
TOTAL	\$0	\$1,900,000	\$0	\$0	\$0	\$0	\$1,900,000
WASTEWATER PROJECTS							
Wastewater Collection System Maintenance			\$1,600,000				\$1,600,000
Wastewater Lift Station Upgrade Program							\$0
Cross Town Interceptor Maintenance Phase II			\$85,000	\$40,000	\$40,000		\$125,000
Wastewater Pump Station Upgrade Program			\$816,000		\$341,000		\$1,157,000
WWTP Biosolids Class "A"							\$0
Headworks Concrete Structure							\$0
Enclosed Bays & Est. Compliance Feasibility Study			\$1,462,000		\$688,000		\$2,150,000
WWTP Motor Control Center							\$0
WWTP Outfall Maintenance							\$0
Bio Solids Dewatering							\$0
Secondary Clarifier Maintenance Phase II							\$0
TOTAL	\$0	\$0	\$3,963,000	\$0	\$1,132,000	\$0	\$5,095,000
TOTAL FUND GROUP EXPENDITURES	\$4,000,000	\$2,782,000	\$4,319,000	\$1,605,000	\$1,336,000	\$15,353,000	\$29,395,000

2022 EXPENDITURES

PROJECT EXPENDITURES PER FUND GROUP

HARBOR & WATERFRONT PROJECTS	STREETS	WATER	WASTEWATER	GENERAL GOV'T	HCSD	GRANTS 1-AWARDED 2-APPLIED 3-SEEKING	TOTAL EXPENDITURES
Samos Boat Launch Improvements						\$1,500,000 2	\$1,500,000
Dredging Marina and other City Properties				\$261,000			\$261,000
Eureka Public Marina Safety Improvements				\$35,000			\$35,000
Marina Fire Suppression System Repairs							\$0
Commercial Street Fuel Facility				\$63,000			\$63,000
Fisherman's Terminal Fender Pile Maintenance						\$300,000 2	\$300,000
TOTAL	\$0	\$0	\$0	\$360,000	\$0	\$1,860,000	\$1,860,000
INFORMATION TECHNOLOGY PROJECTS	STREETS	WATER	WASTEWATER	GENERAL GOV'T	HCSD	GRANTS 1-AWARDED 2-APPLIED 3-SEEKING	TOTAL EXPENDITURES
Secondary Data Center				\$227,000			\$227,000
Enterprise Resource Software				\$541,000			\$541,000
City Hall Network Security							\$0
Fiber Optic Network Upgrade		\$105,000	\$130,000	\$210,000	\$0		\$745,000
TOTAL	\$0	\$105,000	\$130,000	\$978,000	\$0	\$0	\$1,313,000
LAND & FACILITIES PROJECTS	STREETS	WATER	WASTEWATER	GENERAL GOV'T	HCSD	GRANTS 1-AWARDED 2-APPLIED 3-SEEKING	TOTAL EXPENDITURES
Corporation Yard Improvements		\$400,000	\$400,000	\$240,000			\$1,040,000
Municipal Auditorium Improvements				\$386,000			\$386,000
City Hall Improvements				\$757,000			\$757,000
Eureka Emergency Operations Center							\$0
EPD Parking Lot 6th Street Entrance				\$75,000			\$75,000
Coast Guard Building Improvements				\$220,000			\$220,000
Water Treatment Plant Settling Basins							\$0
Energy Storage Systems							\$0
East River Estuary & Interpretive Center							\$0
Facilities Master Plan							\$0
TOTAL	\$0	\$400,000	\$400,000	\$1,040,000	\$0	\$0	\$1,840,000
PARKS & RECREATION PROJECTS	STREETS	WATER	WASTEWATER	GENERAL GOV'T	HCSD	GRANTS 1-AWARDED 2-APPLIED 3-SEEKING	TOTAL EXPENDITURES
City Parks Automated Irrigation							\$0
Park Improvements							\$0
Zoo Master Plan Improvements						\$1,082,000 3	\$1,082,000
Zoo Improvements Avary Mesh Replacement						\$250,000 3	\$250,000
Sofball Field Improvements						\$3,000,000 3	\$3,000,000
Stream Restoration Fish Passage							\$0
TOTAL	\$0	\$0	\$0	\$0	\$0	\$4,332,000	\$4,332,000
STREETS & STORMDRAIN PROJECTS	STREETS	WATER	WASTEWATER	GENERAL GOV'T	HCSD	GRANTS 1-AWARDED 2-APPLIED 3-SEEKING	TOTAL EXPENDITURES
Street Reconstruction, Overlays, and Maintenance	\$3,500,000						\$3,500,000
Safety Improvement Projects	\$500,000			\$50,000			\$550,000
Storm Drain Improvements						\$4,957,000 2	\$4,957,000
Bicycle Facilities						\$100,000 2	\$100,000
Sidewalk Repair Improvements				\$130,000			\$130,000
Parking Improvements				\$39,000			\$39,000
Street Configuration Improvements							\$0
Broadway Multimodal Transportation Corridor Study							\$0
Stormwater Trash Capture						\$500,000 3	\$500,000
Tide Gate Repair	\$54,000						\$54,000
Bay to Zoo Trail						\$307,000 2	\$307,000
Halvorsen Trail Rehabilitation							\$0
Electric Vehicle Charging Stations						\$15,000 1	\$15,000
C Street Bike Boulevard				\$56,000		\$1,869,000 2	\$1,925,000
Crocker Gulch (First Slough) Trail						\$1,000,000 3	\$1,000,000
Traffic Signals	\$25,000						\$25,000
TOTAL	\$4,079,000	\$0	\$0	\$275,000	\$0	\$6,788,000	\$11,072,000
WATER SUPPLY PROJECTS	STREETS	WATER	WASTEWATER	GENERAL GOV'T	HCSD	GRANTS 1-AWARDED 2-APPLIED 3-SEEKING	TOTAL EXPENDITURES
Water Distribution System Annual Maintenance & Repair		\$2,040,000					\$2,040,000
High Tank Pump Station Replacement							\$0
Automated Meter Read (AMR) Update						\$3,480,000 2	\$3,480,000
Tank Re-coating (Low Tank & Lundbar Hills Tank)		\$1,000,000					\$1,000,000
Lundbar Hills Backup Generator & Booster Fire Pump Replacement		\$150,000					\$150,000
TOTAL	\$0	\$3,190,000	\$0	\$0	\$0	\$3,480,000	\$6,670,000
WASTEWATER PROJECTS	STREETS	WATER	WASTEWATER	GENERAL GOV'T	HCSD	GRANTS 1-AWARDED 2-APPLIED 3-SEEKING	TOTAL EXPENDITURES
Wastewater Collection System Maintenance			\$200,000				\$200,000
Wastewater Lift Station Upgrade Program			\$592,000		\$18,000		\$610,000
Cross-Town Interceptor Maintenance Phase II							\$0
Wastewater Pump Station Upgrade Program			\$952,000		\$445,000		\$1,400,000
WWTP Biosolids Class "A"							\$0
Headworks Concrete Structure							\$0
Emulsified Bays & Est. Compliance Feasibility Study			\$272,000		\$128,000		\$400,000
WWTP Motor Control Center			\$35,000		\$17,000		\$52,000
WWTP Overflow Maintenance			\$31,000		\$16,000		\$50,000
Bin Solids Dewatering			\$122,000		\$54,000		\$180,000
Secondary Clarifier Maintenance Phase II			\$54,000		\$26,000		\$80,000
TOTAL	\$0	\$0	\$1,033,000	\$0	\$711,000	\$0	\$1,744,000
TOTAL FUND GROUP EXPENDITURES	\$4,079,000	\$3,190,000	\$3,091,000	\$3,312,000	\$711,000	\$8,360,000	\$33,248,000

2023 EXPENDITURES

PROJECT EXPENDITURES PER FUND GROUP

HARBOR & WATERFRONT PROJECTS	STREETS	WATER	WASTEWATER	GENERAL GOVT	HCSO	GRANTS 1-AWARDED 2-APPLIED 3-SEEKING	TOTAL EXPENDITURES
Samoia Boat Launch Improvements							\$0
Dredging Marina and other City Properties				\$192,000			\$192,000
Eureka Public Marina Safety Improvements				\$40,000			\$40,000
Marina Fire Suppression System Repairs							\$0
Commercial Street Fuel Facility				\$202,000		\$400,000	\$602,000
Fisherman's Terminal Fender Pile Maintenance						\$200,000	\$200,000
TOTAL	\$0	\$0	\$0	\$534,000	\$0	\$600,000	\$1,134,000

INFORMATION TECHNOLOGY PROJECTS	STREETS	WATER	WASTEWATER	GENERAL GOVT	HCSO	GRANTS 1-AWARDED 2-APPLIED 3-SEEKING	TOTAL EXPENDITURES
Secondary Data Center							\$0
Enterprise Resource Software							\$0
City Hall Network Security							\$0
Fiber Optic Network Upgrade		\$185,000	\$37,000	\$98,000			\$340,000
TOTAL	\$0	\$185,000	\$37,000	\$98,000	\$0	\$0	\$340,000

LANDS & PUBLIC UTILITIES PROJECTS	STREETS	WATER	WASTEWATER	GENERAL GOVT	HCSO	GRANTS 1-AWARDED 2-APPLIED 3-SEEKING	TOTAL EXPENDITURES
Cooperation Yard Improvements							\$0
Municipal Auditorium Improvements							\$0
City Hall Improvements							\$0
Eureka Emergency Operations Center		\$122,000	\$122,000				\$244,000
EPD Parking Lot 6th Street Entrance							\$0
Coast Guard Building Improvements							\$0
Water Treatment Plant Settling Basins							\$0
Energy Storage Systems							\$0
Ball River Estuary & Interpretive Center							\$0
Facilities Master Plan							\$0
TOTAL	\$0	\$122,000	\$122,000	\$0	\$0	\$0	\$244,000

PARKS & RECREATION PROJECTS	STREETS	WATER	WASTEWATER	GENERAL GOVT	HCSO	GRANTS 1-AWARDED 2-APPLIED 3-SEEKING	TOTAL EXPENDITURES
City Parks Automated Irrigation							\$0
Park Improvements							\$0
Zoo Master Plan Improvements						\$1,125,000	\$1,125,000
Zoo Improvements Aviary Mesh Replacement							\$0
Softball Field Improvements							\$0
Stream Restoration Fish Passage						\$2,000,000	\$2,000,000
TOTAL	\$0	\$0	\$0	\$0	\$0	\$3,125,000	\$3,125,000

STREETS & STORMDRAIN PROJECTS	STREETS	WATER	WASTEWATER	GENERAL GOVT	HCSO	GRANTS 1-AWARDED 2-APPLIED 3-SEEKING	TOTAL EXPENDITURES
Street Reconstruction, Overlays, and Maintenance	\$1,500,000						\$1,500,000
Safety Improvement Projects	\$500,000			\$10,000			\$510,000
Storm Drain Improvements							\$0
Bicycle Facilities						\$100,000	\$100,000
Sidewalk Repair Improvements				\$135,000			\$135,000
Parking Improvements				\$41,000			\$41,000
Street Configuration Improvements						\$50,000	\$50,000
Broadway Multimodal Transportation Corridor Study						\$50,000	\$50,000
Stormwater Trash Capture						\$1,004,000	\$1,004,000
Tide Gate Repair	\$56,000						\$56,000
Bay to Zoo Trail						\$382,000	\$382,000
Halverson Trail Rehabilitation							\$0
Electric Vehicle Charging Stations						\$16,000	\$16,000
C Street Bike Boulevard				\$70,000		\$1,869,000	\$1,939,000
Cooper Gulch (First Slough) Trail							\$0
Traffic Signals							\$0
TOTAL	\$4,096,000	\$0	\$0	\$270,000	\$0	\$3,471,000	\$7,837,000

WATER SUPPLY PROJECTS	STREETS	WATER	WASTEWATER	GENERAL GOVT	HCSO	GRANTS 1-AWARDED 2-APPLIED 3-SEEKING	TOTAL EXPENDITURES
Water Distribution System Annual Maintenance & Repair		\$2,082,000					\$2,082,000
High Tank Pump Station Replacement							\$0
Automated Meter Read (AMR) Update							\$0
Tank Recasting (Low Tank & Lundbar Hills Tank							\$0
Lundbar Hills Backup Generator & Booster Fire Pump Replacement							\$0
TOTAL	\$0	\$2,082,000	\$0	\$0	\$0	\$0	\$2,082,000

WASTEWATER PROJECTS	STREETS	WATER	WASTEWATER	GENERAL GOVT	HCSO	GRANTS 1-AWARDED 2-APPLIED 3-SEEKING	TOTAL EXPENDITURES
Wastewater Collection System Maintenance			\$2,500,000				\$2,500,000
Wastewater Lift Station Upgrade Program			\$454,000		\$14,000		\$468,000
Cross Towns Interceptor Maintenance Phase II							\$0
Wastewater Pump Station Upgrade Program							\$0
WWTP Biomedia Class "A"							\$0
Headworks Concrete Structure			\$117,000		\$55,000		\$172,000
Enclosed Bays & Ext. Compliance Feasibility Study			\$272,000		\$128,000		\$400,000
WWTP Motor Control Center			\$736,000		\$346,000		\$1,082,000
WWTP Outfall Maintenance			\$355,000		\$167,000		\$522,000
Bio Solids Dewatering			\$969,000		\$457,000		\$1,426,000
Secondary Clarifier Maintenance Phase II			\$715,000		\$336,000		\$1,051,000
TOTAL	\$0	\$0	\$6,188,000	\$0	\$503,000	\$0	\$7,191,000

TOTAL FUND-GROUP EXPENDITURES	STREETS	WATER	WASTEWATER	GENERAL GOVT	HCSO	GRANTS 1-AWARDED 2-APPLIED 3-SEEKING	TOTAL EXPENDITURES
	\$4,096,000	\$2,082,000	\$6,297,000	\$928,000	\$1,503,000	\$7,196,000	\$23,369,000

2024 EXPENDITURES

PROJECT EXPENDITURES PER FUND GROUP

	STREETS	WATER	WASTEWATER	GENERAL GOV'T	HCSD	GRANTS 1-AWARDED 2-APPLIED 3-SEEKING	TOTAL EXPENDITURES
HARBOR & WATERFRONT PROJECTS							
Samosa Boat Launch Improvements							\$0
Dredging Marina and other City Properties				\$104,000			\$104,000
Eureka Public Marina Safety Improvements							\$0
Marina Fire Suppression System Repairs							\$0
Commercial Street Fuel Facility							\$0
Fisherman's Terminal Fender Pile Maintenance							\$0
TOTAL	\$0	\$0	\$0	\$104,000	\$0	\$0	\$104,000
INFORMATION TECHNOLOGY PROJECTS							
Secondary Data Center							\$0
Enterprise Resource Software							\$0
City Hall Network Security							\$0
Fiber Optic Network Upgrade				\$60,000			\$60,000
TOTAL	\$0	\$0	\$0	\$60,000	\$0	\$0	\$60,000
LAND & FACILITIES PROJECTS							
Corporation Yard Improvements							\$0
Municipal Auditorium Improvements							\$0
City Hall Improvements							\$0
Eureka Emergency Operations Center		\$780,000	\$780,000	\$970,000			\$2,530,000
EPD Parking Loc 4th Street Entrance							\$0
Coast Guard Building Improvements							\$0
Water Treatment Plant Settling Basins							\$0
Energy Storage Systems							\$0
Eel River Estuary & Interpretive Center			\$1,380,000		\$1,120,000		\$3,500,000
Facilities Master Plan							\$0
TOTAL	\$0	\$780,000	\$1,380,000	\$970,000	\$1,120,000	\$0	\$6,970,000
PARKS & RECREATION PROJECTS							
City Parks Automated Irrigation							\$0
Park Improvements							\$0
Zoo Master Plan Improvements						\$1,170,000	\$1,170,000
Zoo Improvements Awary Mesh Replacement							\$0
Softball Field Improvements							\$0
Stream Restoration Fish Passage							\$0
TOTAL	\$0	\$0	\$0	\$0	\$0	\$1,170,000	\$1,170,000
STREETS & STORM DRAIN PROJECTS							
Street Reconstruction, Overlays, and Maintenance	\$1,500,000						\$3,500,000
Safety Improvement Projects	\$500,000			\$50,000			\$550,000
Storm Drain Improvements							\$0
Bicycle Facilities						\$100,000	\$100,000
Sidewalk Repair Improvements				\$141,000			\$141,000
Parking Improvements				\$43,000			\$43,000
Street Configuration Improvements							\$0
Broadway Multimodal Transportation Corridor Study							\$0
Stormwater Trash Capture						\$1,976,000	\$1,976,000
Tide Gate Repair	\$58,000						\$58,000
Bay to Zoo Trail						\$5,923,000	\$5,923,000
Halvorsen Trail Rehabilitation							\$0
Electric Vehicle Charging Stations						\$17,000	\$17,000
C Street Bike Busboard							\$0
Cooper Gulch (First Slough) Trail						\$100,000	\$100,000
Traffic Signals							\$0
TOTAL	\$4,058,000	\$0	\$0	\$234,000	\$0	\$8,114,000	\$14,406,000
WATER SUPPLY PROJECTS							
Water Distribution System Annual Maintenance & Repair		\$2,125,000					\$2,125,000
High Tank Pump Station Replacement							\$0
Automated Meier Road (AMR) Update							\$0
Tank Recasting (Low Tank & Lundbar Hills Tank)							\$0
Lundbar Hills Backup Generator & Booster Fire Pump Replacements							\$0
TOTAL	\$0	\$2,125,000	\$0	\$0	\$0	\$0	\$2,125,000
WASTEWATER PROJECTS							
Wastewater Collection System Maintenance			\$2,500,000				\$2,500,000
Wastewater Lift Station Upgrade Program			\$285,000		\$9,000		\$294,000
Cross Town Interception Maintenance Phase II			-				\$0
Wastewater Pump Station Upgrade Program			-				\$0
WWTP Biosolids Class "A"			\$287,000		\$133,000		\$415,000
Headworks Concrete Structure			\$944,000		\$114,000		\$1,088,000
Enclosed Bays & Est. Compliance Feasibility Study			\$272,000		\$128,000		\$400,000
WWTP Nitros Control Center			-				\$0
WWTP Outfall Maintenance			-				\$0
Bio Solids Dewatering			-				\$0
Secondary Clarifier Maintenance Phase II			-				\$0
TOTAL	\$0	\$0	\$4,483,000	\$0	\$254,000	\$0	\$4,997,000
TOTAL FUND GROUP EXPENDITURES	\$4,058,000	\$4,905,000	\$7,443,000	\$1,548,000	\$1,814,000	\$9,280,000	\$27,094,000

2025 EXPENDITURES

PROJECT EXPENDITURES PER FUND GROUP

HARBOR & WATERFRONT PROJECTS	STREETS	WATER	WASTEWATER	GENERAL GOV'T	HCSO	GRANTS 1-AWARDED 2-APPLIED 3-SEEKING	TOTAL EXPENDITURES
Samoa Boat Launch Improvements							\$0
Dredging Marina and other City Properties				\$316,000			\$316,000
Eureka Public Marina Safety Improvements							\$0
Marina Fire Suppression System Repairs							\$0
Commercial Street Fuel Facility							\$0
Fisherman's Terminal Fender Pile Maintenance							\$0
TOTAL	\$0	\$0	\$0	\$316,000	\$0	\$0	\$316,000

INFORMATION TECHNOLOGY PROJECTS	STREETS	WATER	WASTEWATER	GENERAL GOV'T	HCSO	GRANTS 1-AWARDED 2-APPLIED 3-SEEKING	TOTAL EXPENDITURES
Secondary Data Center							\$0
Enterprise Resource Software							\$0
City Hall Network Security				\$140,000			\$140,000
Fiber Optic Network Upgrade							\$0
TOTAL	\$0	\$0	\$0	\$140,000	\$0	\$0	\$140,000

LAND IMPROVEMENT PROJECTS	STREETS	WATER	WASTEWATER	GENERAL GOV'T	HCSO	GRANTS 1-AWARDED 2-APPLIED 3-SEEKING	TOTAL EXPENDITURES
Corporation Yard Improvements							\$0
Municipal Auditorium Improvements							\$0
City Hall Improvements							\$0
Eureka Emergency Operations Center							\$0
FPD Parking Lot 4th Street Entrance							\$0
Coast Guard Building Improvements							\$0
Water Treatment Plant Settling Basins							\$0
Energy Storage Systems							\$0
Ed River Estuary & Interpretive Center							\$0
Facilities Master Plan							\$0
TOTAL	\$0	\$0	\$0	\$0	\$0	\$0	\$0

PARKS & RECREATION PROJECTS	STREETS	WATER	WASTEWATER	GENERAL GOV'T	HCSO	GRANTS 1-AWARDED 2-APPLIED 3-SEEKING	TOTAL EXPENDITURES
City Parks Automated Irrigation							\$0
Park Improvements							\$0
Zoo Master Plan Improvements						\$1,217,000	\$1,217,000
Zoo Improvements Aviary Mesh Replacement							\$0
Softball Field Improvements							\$0
Stream Restoration Fish Passage							\$0
TOTAL	\$0	\$0	\$0	\$0	\$0	\$1,217,000	\$1,217,000


STREETS & STORMDRAIN PROJECTS	STREETS	WATER	WASTEWATER	GENERAL GOV'T	HCSO	GRANTS 1-AWARDED 2-APPLIED 3-SEEKING	TOTAL EXPENDITURES
Street Reconstruction, Overlays, and Maintenance	\$3,500,000						\$3,500,000
Safety Improvement Projects	\$500,000			\$50,000			\$550,000
Storm Drain Improvements							\$0
Bicycle Facilities						\$100,000	\$100,000
Sidewalk Repair Improvements				\$145,000			\$145,000
Parking Improvements				\$46,000			\$46,000
Street Configuration Improvements							\$0
Broadway Multimodal Transportation Corridor Study							\$0
Stormwater Trash Capture							\$0
Tide Gate Repair	\$60,000						\$60,000
Bay to Zoo Trail							\$0
Halverson Trail Rehabilitation							\$0
Electric Vehicle Charging Stations						\$18,000	\$18,000
C Street Bike Boulevard							\$0
Cooper Gulch (First Slough) Trail						\$450,000	\$450,000
Traffic Signals							\$0
TOTAL	\$4,060,000	\$0	\$0	\$195,000	\$0	\$568,000	\$4,823,000

WATER SUPPLY PROJECTS	STREETS	WATER	WASTEWATER	GENERAL GOV'T	HCSO	GRANTS 1-AWARDED 2-APPLIED 3-SEEKING	TOTAL EXPENDITURES
Water Distribution System Annual Maintenance & Repair		\$2,170,000					\$2,170,000
High Tank Pump Station Replacement							\$0
Automated Meter Read (AMR) Update							\$0
Tank Recoating (Low Tank & Lundbar Hill's Tank)							\$0
Lundbar Hill's Backup Generator & Booster Fire Pump Replacement							\$0
TOTAL	\$0	\$2,170,000	\$0	\$0	\$0	\$0	\$2,170,000

WASTEWATER PROJECTS	STREETS	WATER	WASTEWATER	GENERAL GOV'T	HCSO	GRANTS 1-AWARDED 2-APPLIED 3-SEEKING	TOTAL EXPENDITURES
Wastewater Collection System Maintenance			\$2,500,000				\$2,500,000
Wastewater Lift Station Upgrade Program			\$218,000		\$48,000		\$266,000
Cross Towns Interceptor Maintenance Phase II							\$0
Wastewater Pump Station Upgrade Program							\$0
W WTP Biosolids Class "A"			\$2,448,000		\$1,152,000		\$3,600,000
Headworks Concrete Structure							\$0
Enclosed Bays & Est. Compliance Feasibility Study			\$796,000		\$374,000		\$1,170,000
W WTP Motor Control Center							\$0
W WTP Outfall Maintenance							\$0
Bio Solids Dewatering							\$0
Secondary Clarifier Maintenance Phase II							\$0
TOTAL	\$0	\$0	\$5,762,000	\$0	\$1,574,000	\$0	\$7,336,000

TOTAL FUND GROUP EXPENDITURES	STREETS	WATER	WASTEWATER	GENERAL GOV'T	HCSO	GRANTS 1-AWARDED 2-APPLIED 3-SEEKING	TOTAL EXPENDITURES
	\$4,060,000	\$2,170,000	\$5,762,000	\$698,000	\$1,574,000	\$1,785,000	\$16,249,000

LAND AND FACILITIES



Capital Improvement Program 2021/22

LAND & FACILITIES

FIVE YEAR SUMMARY

Page #	Project Name	(Thousands of Dollars)					
		Total Project Cost	YEAR 1	YEAR 2	YEAR 3	YEAR 4	YEAR 5
		2021 Dollars	21/22	22/23	23/24	24/25	25/26
3-5	Corporation Yard Improvements	\$1,040	\$0	\$1,040	\$0	\$0	\$0
3-6	Municipal Auditorium Improvements	\$696	\$310	\$386	\$0	\$0	\$0
3-7	City Hall Improvements	\$757	\$0	\$757	\$0	\$0	\$0
3-8	Eureka Emergency Operations Center	\$2,774	\$0	\$0	\$244	\$2,530	\$0
3-9	EPD Parking Lot 6th Street Entrance	\$75	\$0	\$75	\$0	\$0	\$0
3-10	Coast Guard Building Improvements	\$220	\$0	\$220	\$0	\$0	\$0
3-11	Water Treatment Plant Settling Basins	\$600	\$600	\$0	\$0	\$0	\$0
3-12	Energy Storage Systems	\$7,000	\$7,000	\$0	\$0	\$0	\$0
3-13	Elk River Interpretive Center	\$4,200	\$700	\$0	\$0	\$3,500	\$0
3-14	Facilities Master Plan	\$125	\$125	\$0	\$0	\$0	\$0
TOTAL		\$17,487	\$8,735	\$2,478	\$244	\$6,030	\$0

Capital Improvement Program 2021/22

LAND & FACILITIES

PROJECT PRIORITIZATION

Projects	Importance	Redundancy	Remaining Useful Life	Final Score	Comments
Corporation Yard Improvements	3	3	4	10	
Municipal Auditorium Improvements	2	1	2	5	
City Hall Improvements	4	3	3	10	
Eureka Emergency Operations Center	3	2	3	8	
EPD Parking Lot 6th Street Entrance	3	1	2	6	
Coast Guard Building Improvements	4	2	1	7	
Water Treatment Plant Settling Basins	2	1	4	7	
Energy Storage Systems	3	2	4	9	
Elk River Interpretive Center	4	1	2	7	
Facilities Master Plan	4	4	4	12	

Scoring Criteria

Importance	Score	Redundancy	Score	Remaining Useful Life	Score
Existing threat to public health or safety	4	System cannot function without asset	4	< 2 years	4
Mandated regulatory requirement	4	System can have limited function without asset	3	< 5 years	3
Potential public health or safety concern	3	System requires asset for emergency operations	2	Asset operating below optimal	3
Increase reliability or capacity	3	System can function without asset	1	5-20 years	2
Improve system operations and/or maintenance	2			> 20 years	1
It would be nice to do	1				

ELK RIVER INTERPRETIVE CENTER

Project Manager: Jesse Willor

PROJECT DESCRIPTION

Project to build a new interpretive center for the Elk River Estuary, Elk River Treatment Plant and Pound Road area. The project includes removal of existing buildings and construction of an interpretive center building, parking area, access improvements, interpretive signage, trails, storm drainage improvements and restoration of adjacent habitat and wetland areas.

PROJECT LOCATION

End of Pound Road, adjacent to the Elk River Estuary and Waste Water Treatment Plant.

JUSTIFICATION

Regulatory requirement for Elk River Waste Water Treatment Plant Discharge Permit.

CITY COUNCIL PRIORITY AND GOALS

Meets Strategic Plan 2020 goals of a more livable Eureka community and providing effective services.

STUDIES AND REPORTS


None

PRIOR APPROPRIATIONS

None

FISCAL IMPACT

Total project cost - \$4,200,000



Expenditure Category	(Thousands of Dollars)					Five Year
	YEAR 1	YEAR 2	YEAR 3	YEAR 4	YEAR 5	
	21/22	22/23	23/24	24/25	25/26	
Property Acquisition						
Right-of-way	\$400					\$400
Design	\$300					\$300
Professional Services						\$0
Construction				\$3,500		\$3,500
EXPENDITURE TOTALS	\$700	\$0	\$0	\$3,500	\$0	\$4,200
Wastewater Fund Group	\$476			\$2,380		\$2,856
HCSD	\$224			\$1,120		\$1,344

WASTEWATER



CITY OF
EUREKA
CALIFORNIA

Capital Improvement Program 2021/22

WASTEWATER

FIVE YEAR SUMMARY

Page #	Project Name	(Thousands of Dollars)					
		Total Project Cost	YEAR 1	YEAR 2	YEAR 3	YEAR 4	YEAR 5
		2021 Dollars	21/22	22/23	23/24	24/25	25/26
7-5	Wastewater Collection System Maintenance	\$11,100	\$1,600	\$2,000	\$2,500	\$2,500	\$2,500
7-6	Wastewater Lift Station Upgrade Program	\$1,597	\$0	\$610	\$468	\$294	\$225
7-7	Cross Town Interceptor Maintenance Phase II	\$125	\$125	\$0	\$0	\$0	\$0
7-8	Wastewater Pump Station Upgrade Program	\$2,600	\$1,200	\$1,400	\$0	\$0	\$0
7-9	WWTP Biosolids Class "A"	\$4,015	\$0	\$0	\$0	\$415	\$3,600
7-10	Headworks Concrete Structure	\$1,560	\$0	\$0	\$172	\$1,388	\$0
7-11	Enclosed Bays & Est. Compliance Feasibility Study	\$4,520	\$2,150	\$400	\$400	\$400	\$1,170
7-12	WWTP Motor Control Center Replacement Project	\$1,134	\$0	\$52	\$1,082	\$0	\$0
7-13	WWTP Outfall Maintenance	\$572	\$0	\$50	\$522	\$0	\$0
7-14	Bio Solids Dewatering	\$1,606	\$0	\$180	\$1,426	\$0	\$0
7-15	Secondary Clarifier Maintenance Phase II	\$1,131	\$0	\$80	\$1,051	\$0	\$0
TOTAL		\$29,960	\$5,075	\$4,772	\$7,621	\$4,997	\$7,495

Capital Improvement Program 2021/22

WASTEWATER

PROJECT PRIORITIZATION

Projects	Importance	Redundancy	Remaining Useful Life	Final Score	Comments
Wastewater Collection System Maintenance	4	4	4	12	Requirement of CDO
Wastewater Lift Station Upgrade Program	3	4	4	11	Varies
Cross Town Interceptor Maintenance Phase II	3	4	1	8	Commissioned in 1984
Wastewater Pump Station Upgrade Program	3	4	4	11	Commissioned in 1983
WWTP Biosolids Class "A"	3	3	3	9	
Headworks Concrete Structure	3	4	3	10	
Enclosed Bays & Est. Compliance Feasibility Study	4	3	2	9	
WWTP Motor Control Center Replacement Project	3	4	3	10	
WWTP Outfall Maintenance	3	3	2	8	
Bio Solids Dewatering	4	3	1	8	
Secondary Clarifier Maintenance Phase II	2	2	1	5	

Scoring Criteria

Importance	Score	Redundancy	Score	Remaining Useful Life	Score
Existing threat to public health or safety	4	System cannot function without asset	4	< 2 years	4
Mandated regulatory requirement	4	System can have limited function without asset	3	< 5 years	3
Potential public health or safety concern	3	System requires asset for emergency operations	2	Asset operating below optimal	3
Increase reliability or capacity	3	System can function without asset	1	5-20 years	2
Improve system operations and/or maintenance	2			> 20 years	1
It would be nice to do	1				

WASTEWATER COLLECTION SYSTEM MAINTENANCE

Project Manager: Gabe Adame

PROJECT DESCRIPTION

A multi-phased, multi-year program to replace or rehabilitate deteriorated infrastructure as well as reduce rainfall derived inflow and infiltration (RDII) into the City's wastewater collection system.

PROJECT LOCATION

Various locations throughout the City

JUSTIFICATION

To reduce maintenance requirements, potential for sanitary sewer overflows and/or structural failure, and to reduce I/I in conformance with the City's NPDES permit requirements issued by the California Regional Water Quality Control Board (RWQCB).



CITY COUNCIL PRIORITY AND GOALS

Meets Strategic Plan 2020 goals of supporting a financially sound city providing effective services and is listed as a High Priority Project in the Strategic Plan.

STUDIES AND REPORTS

- 1980 Infiltration/Inflow Study (Oscar Larson and Assoc.)
- 2008 Wastewater Facilities Plan Phase 1 (Brown and Caldwell)
- 2016 Sanitary Sewer Evaluation Survey and Wet Weather Improvement Plan (SHN)
- Operational inspections and/or reports of problems

PRIOR APPROPRIATIONS

- FY 16/17 - Old Town Sewer Reconstruction Project (\$1,120,000)
- FY 17/18 - 3rd and Y Basin Pipe Lining (\$1,500,000)
- FY20/21 - Various Locations (\$1,900,000)

FISCAL IMPACT

Budget an average of \$3M (2020 dollars) plus 4% for inflation per year

- 2021 - Sewer Maintenance 2021 (\$1,768,000)
- 2022 - Sewer Maintenance 2022 (\$2,080,000)
- 2023 - Sewer Maintenance 2023 (\$3,200,000)
- 2024 - Sewer Maintenance 2024 (\$3,320,000)

Expenditure Category	(Thousands of Dollars)					Five Year
	YEAR 1	YEAR 2	YEAR 3	YEAR 4	YEAR 5	
	21/22	22/23	23/24	24/25	25/26	
Right-of-way						\$0
Design						\$0
Professional Services						\$0
Construction	\$1,600	\$2,000	\$2,500	\$2,500	\$2,500	\$11,100
EXPENDITURE TOTALS	\$1,600	\$2,000	\$2,500	\$2,500	\$2,500	\$11,100
Wastewater Fund	\$1,552	\$1,940	\$2,425	\$2,425	\$2,425	\$10,767
HCS D Group Fund	\$48	\$60	\$75	\$75	\$75	\$333

WASTEWATER LIFT STATION UPGRADE PROGRAM

Project Manager: Gabe Adame

PROJECT DESCRIPTION

Repair, upgrade, replace or remove wastewater lift stations and/or components, including the addition of generators, as they age and become outdated and ineffective.

PROJECT LOCATION

Citywide

JUSTIFICATION

To maintain integrity of the City's wastewater conveyance facilities.

CITY COUNCIL PRIORITY AND GOALS

Meets Strategic Plan 2020 goal of supporting a financially sound city providing effective services.

STUDIES AND REPORTS

Not Available

PRIOR APPROPRIATIONS

FY 14/15 – Hilfiker LS Upgrade (\$415,000)

FY 16/17 – 3rd & Y Backup Generator (\$35,000)

FY 17/18 – Waterfront LS Reconstruction (\$310,000)

FY 19/20 – Del North (\$678,000)

FISCAL IMPACT

Program costs vary by type and scope of work (2020 dollars) plus 4% for inflation annually.



Expenditure Category	(Thousands of Dollars)					Five Year
	YEAR 1	YEAR 2	YEAR 3	YEAR 4	YEAR 5	
	21/22	22/23	23/24	24/25	25/26	
Right-of-way		\$10				\$10
Design			\$52	\$24		\$76
Professional Services						\$0
Construction		\$600	\$416	\$270	\$225	\$1,511
EXPENDITURE TOTALS	\$0	\$610	\$468	\$294	\$225	\$1,597
Wastewater Fund Group		\$592	\$454	\$285	\$218	\$1,549
HCS D Fund Group		\$18	\$14	\$9	\$7	\$48

CROSS TOWN INTERCEPTOR MAINTENANCE PHASE II

Project Manager: Gabe Adame

PROJECT DESCRIPTION

Replacement of air release valves and associated components.

PROJECT LOCATION

Various locations throughout the City

JUSTIFICATION

Maintain structural integrity of City's wastewater transmission main, the Cross-Town Interceptor.

CITY COUNCIL PRIORITY AND GOALS

Meets Strategic Plan 2020 goal of supporting a financially sound city providing effective services.

STUDIES AND REPORTS

Survey reports by Corpro Companies, Inc.
 2012 Condition Assessment by GHD
 2012 Preliminary Risk Assessment by GHD
 2016 Cathodic Protection and Stray Current Assessment

COMMENTS

Past cathodic protection survey reports contain the following recommendations:

1. Restore electrical continuity on the pipeline between Del Norte and Truesdale Streets
2. Re-establish baseline survey data
3. Replace deep-well anode bed on Railroad Avenue, north of Del Norte Street.
4. Perform regular cathodic protection survey.

PRIOR APPROPRIATIONS

FY 16/17 – Project #433 (\$80,400)
 FY 19/20 – XTI Cathodic Protection (\$362,000)

FISCAL IMPACT

Total estimated construction cost: \$125,000 (2020 dollars) plus 4% for inflation annually.



Expenditure Category	(Thousands of Dollars)					Five Year
	YEAR 1	YEAR 2	YEAR 3	YEAR 4	YEAR 5	
	21/22	22/23	23/24	24/25	25/26	
Right-of-way						\$0
Design						\$0
Professional Services						\$0
Construction	\$125					\$125
EXPENDITURE TOTALS	\$125	\$0	\$0	\$0	\$0	\$125
Wastewater Fund Group	\$85					\$85
HCS D Fund Group	\$40					\$40
FUNDING TOTALS	\$125	\$0	\$0	\$0	\$0	\$125

WASTEWATER PUMP STATION UPGRADE PROGRAM

Project Manager: Gabe Adame

PROJECT DESCRIPTION

Replace original pumps with submersible variable frequency drive (VFD) pumps and upgrade other critical support components as necessary.

PROJECT LOCATION

Hill Street, Washington Street, and McCullens Avenue Pump Stations

JUSTIFICATION

During current periods of wet weather, three of the the City's four pump stations pump, at full capacity, pump all of their flows to the Elk River Wastewater Treatment Plant (WWTP). This amount of flows can overwhelm the WWTP. VFD pumps will allow the pump stations to throttle flows and better meter them to the WWTP while at the same time reducing energy consumption. Pumps at the facilities were installed in 1983 and are at the end of their useful lives.



CITY COUNCIL PRIORITY AND GOALS

Meets Strategic Plan 2020 goal of supporting a financially sound city providing effective services.

STUDIES AND REPORTS

Pump Station evaluation is currently being performed.

PRIOR APPROPRIATIONS

FY 19/20 – Hill Street Pump Installation (\$65,000)

FISCAL IMPACT

The estimated cost is \$2,000,000 (2020 dollars) plus 4% inflation annually.

Expenditure Category	(Thousands of Dollars)					Five Year
	YEAR 1	YEAR 2	YEAR 3	YEAR 4	YEAR 5	
	21/22	22/23	23/24	24/25	25/26	
Right-of-way						\$0
Design						\$0
Professional Services						\$0
Construction	\$1,200	\$1,400				\$2,600
EXPENDITURE TOTALS	\$1,200	\$1,400	\$0	\$0	\$0	\$2,600
Wastewater Fund Group	\$816	\$952				\$1,768
HCSD Fund Group	\$384	\$448				\$832
FUNDING TOTALS	\$1,200	\$1,400	\$0	\$0	\$0	\$2,600

WWTP BIOSOLIDS CLASS "A"

Project Manager: Kelly Allen

PROJECT DESCRIPTION

Upgrade the biosolids dewatering process to meet Class A requirements.

PROJECT LOCATION

Elk River Waste Water Treatment Plant

JUSTIFICATION

Decrease volume and disposal restrictions for biosolids produced at the WWTP and stored in facultative sludge lagoons, providing reduced O&M costs and a useable product to the community.

CITY COUNCIL PRIORITY AND GOALS

Meets Strategic Plan 2020 goal of supporting a financially sound city providing effective services.



STUDIES AND REPORTS

2015 Investigation of Dredging and Loading Equipment, along with Biosolids Disposal Options including Land Application and Drying/Composting; COE Biosolids Disposal;

PRIOR APPROPRIATIONS

FY 06/07 - Design and construction of a centrifuge and associated facilities to dewater biosolids (\$889,000)
 FY 18/19 - Feasibility study by Brown & Caldwell (which includes Co-generation analysis) (\$83,000)

FISCAL IMPACT

Total estimated cost: \$3,403,000 (2020 dollars) plus 4% for inflation annually.

Expenditure Category	(Thousands of Dollars)					Five Year
	YEAR 1	YEAR 2	YEAR 3	YEAR 4	YEAR 5	
	21/22	22/23	23/24	24/25	25/26	
Right-of-way						\$0
Design				\$415		\$415
Professional Services						\$0
Construction					\$3,600	\$3,600
EXPENDITURE TOTALS	\$0	\$0	\$0	\$415	\$3,600	\$4,015
Wastewater Fund Group				\$282	\$2,448	\$2,730
HCS D Fund Group				\$133	\$1,152	\$1,285
FUNDING TOTALS	\$0	\$0	\$0	\$415	\$3,600	\$4,015

HEADWORKS CONCRETE STRUCTURE

Project Manager: David Caisse

PROJECT DESCRIPTION

Assess and repair areas of failed concrete at WWTP. Repair damaged gates and slides.

PROJECT LOCATION

Elk River Waste Water Treatment Plant

JUSTIFICATION

The headworks has experienced significant degradation in the concrete structures due to the corrosive nature of the wastewater that continuously passes through. In many locations the concrete degradation has reached depths approaching steel reinforcement that could cause accelerated damage to the structure. The gates that control flow from the headworks are also in need of replacement and will be replaced during headworks repair.



CITY COUNCIL PRIORITY AND GOALS

Meets Strategic Plan 2020 goal of supporting a financially sound city providing effective services.

STUDIES AND REPORTS

2019 Elk River Wastewater Treatment Plant Headworks Structural Condition Assessment

PRIOR APPROPRIATIONS

Assessment & Report (Brown and Caldwell) and Bypass Services (Munson Pump Services) (\$70,000)

FISCAL IMPACT

Estimated cost for construction is \$1,508,000 (2020 dollars) plus 4% inflation annually.

Expenditure Category	(Thousands of Dollars)					Five Year
	YEAR 1	YEAR 2	YEAR 3	YEAR 4	YEAR 5	
	21/22	22/23	23/24	24/25	25/26	
Right-of-way						\$0
Design						\$0
Professional Services			\$172			\$172
Construction				\$1,388		\$1,388
EXPENDITURE TOTALS	\$0	\$0	\$172	\$1,388	\$0	\$1,560
Wastewater Fund Group			\$117	\$944		\$1,061
HCSF Fund Group			\$55	\$444		\$499
FUNDING TOTALS	\$0	\$0	\$172	\$1,388	\$0	\$1,560

ENCLOSED BAYS & ESTUARIES COMPLIANCE FEASIBILITY STUDY

Project Manager: Jesse Willor

PROJECT DESCRIPTION

The City is required to have a comprehensive plan to address compliance with the Enclosed Bays and Estuaries Policy (EBEP). This project will prepare a feasibility study and assessments that will identify preferred alternatives for wastewater treatment and discharge. From the study, permitting, design and construction will follow.

PROJECT LOCATION

Elk River Waste Water Treatment Plant

JUSTIFICATION

The North Coast Regional Water Quality Control Board has found that the City's Elk River WWTP discharge must meet the EBEP requirements in order for the National Pollutant Discharge Elimination System Permit to remain valid. The Board also issued a Cease and Desist Order in order for the City to have time to meet this regulatory requirement. The feasibility study is the first step towards meeting these requirements.



CITY COUNCIL PRIORITY AND GOALS

Meets Strategic Plan 2020 goal of supporting a financially sound city providing effective services.

STUDIES AND REPORTS

Wet Weather Improvement Plan, Outfall Inspection Report, Sewer System Evaluation Survey
Enclosed Bays and Estuaries Compliance Feasibility Study (currently underway)

COMMENTS

None

PRIOR APPROPRIATIONS

Enclosed Bays and Estuaries Compliance Feasibility Study Phase I (\$219,000)
Enclosed Bays and Estuaries Compliance Feasibility Study Phase II (\$397,000)
Enclosed Bays and Estuaries Compliance Feasibility Study Phase III (\$220,000)

FISCAL IMPACT

Costs estimated to be \$2,370,000 (2020 dollars) plus 4% for inflation annually.

Expenditure Category	(Thousands of Dollars)					Five Year
	YEAR 1	YEAR 2	YEAR 3	YEAR 4	YEAR 5	
	21/22	22/23	23/24	24/25	25/26	
Right-of-way						\$0
Design		\$200	\$200	\$200	\$1,170	\$1,770
Professional Services	\$400	\$200	\$200	\$200		\$1,000
Construction	\$1,750					\$1,750
EXPENDITURE TOTALS	\$2,150	\$400	\$400	\$400	\$1,170	\$4,520
Wastewater Fund Group	\$1,462	\$272	\$272	\$272	\$796	\$3,074
HCSF Fund Group	\$688	\$128	\$128	\$128	\$374	\$1,446
FUNDING TOTALS	\$2,150	\$400	\$400	\$400	\$1,170	\$4,520

WWTP MOTOR CONTROL CENTER (MCC) REPLACEMENT PROJECT

Project Manager: Gabe Adame

PROJECT DESCRIPTION

Replace existing motor control centers with modern and energy-efficient units.

PROJECT LOCATION

Elk River Waste Water Treatment Plant

JUSTIFICATION

The existing motor control centers (MCCs) are over 30 years old and nearing the end of their useful service life. Spare parts are becoming extremely scarce and available parts are excessively expensive.

CITY COUNCIL PRIORITY AND GOALS

Meets Strategic Plan 2020 goal of supporting a financially sound city providing effective services.

STUDIES AND REPORTS

MCC evaluation has been performed by Sierra Controls, Inc. to determine replacement necessity

PRIOR APPROPRIATIONS

MCC evaluations performed by Sierra Controls, Inc. (\$15,000)

FISCAL IMPACT

Costs estimated to be \$1,000,000 for construction and installation (2020 dollars) plus 4% for inflation annually



Expenditure Category	(Thousands of Dollars)					Five Year
	YEAR 1	YEAR 2	YEAR 3	YEAR 4	YEAR 5	
	21/22	22/23	23/24	24/25	25/26	
Right-of-way						\$0
Design		\$52				\$52
Professional Services						\$0
Construction			\$1,082			\$1,082
EXPENDITURE TOTALS	\$0	\$52	\$1,082	\$0	\$0	\$1,134
Wastewater Fund Group		\$35	\$736			\$771
HCSD Fund Group		\$17	\$346			\$363
FUNDING TOTALS	\$0	\$52	\$1,082	\$0	\$0	\$1,134

ELK RIVER WASTEWATER TREATMENT PLANT (ERWWTP) OUTFALL MAINTENANCE

Project Manager: David Caisse

PROJECT DESCRIPTION

Maintenance of outfall pipe and associated scour protection including; diffuser flap gate replacement, failed hardware replacement, cleaning and scour protection maintenance.

PROJECT LOCATION

Humboldt Bay

JUSTIFICATION

Evaluation and inspection of the outfall took place in November 2017 and the ensuing report determined necessary maintenance, repairs, &/or improvements for continued long-term operation of the outfall. This project addresses recommendations from the inspection report.



CITY COUNCIL PRIORITY AND GOALS

Meets Strategic Plan 2020 goal of supporting a financially sound city providing effective services.

STUDIES AND REPORTS

Elk River Wastewater Treatment Plant Outfall Inspection Report (November 2017)

COMMENTS

Not Available

PRIOR APPROPRIATIONS

Elk River Wastewater Treatment Plant Outfall Inspection Report - \$98,000

FISCAL IMPACT

Costs estimated to be \$572,000 for construction maintenance (2020 dollars).

Expenditure Category	(Thousands of Dollars)					Five Year
	YEAR 1	YEAR 2	YEAR 3	YEAR 4	YEAR 5	
	21/22	22/23	23/24	24/25	25/26	
Right-of-way						\$0
Design/Evaluation						\$0
Professional Services						\$0
Construction		\$50	\$522			\$572
EXPENDITURE TOTALS	\$0	\$50	\$522	\$0	\$0	\$572
Wastewater Fund Group		\$34	\$355			\$389
HCS D Fund Group		\$16	\$167			\$183
FUNDING TOTALS	\$0	\$50	\$522	\$0	\$0	\$572

BIOSOLIDS DEWATERING 2020

Project Manager: Kelly Allen

PROJECT DESCRIPTION

Install a second dewatering device for the biosolids produced at the WWTP

PROJECT LOCATION

Elk River Waste Water Treatment Plant

JUSTIFICATION

The two facultative sludge lagoons are full and must have continual dewatering of biosolids to maintain capacity. A second dewatering device will allow for redundancy and larger capacity at a critical stage of the wastewater treatment process.

CITY COUNCIL PRIORITY AND GOALS

Meets Strategic Plan 2020 goal of supporting a financially sound city providing effective services.

STUDIES AND REPORTS

None

COMMENTS

None

PRIOR APPROPRIATIONS

None

FISCAL IMPACT

Total project cost - \$1,370,000 (2020 dollars) plus 4% for inflation annually.



Expenditure Category	(Thousands of Dollars)					Five Year
	YEAR 1	YEAR 2	YEAR 3	YEAR 4	YEAR 5	
	21/22	22/23	23/24	24/25	25/26	
Right-of-way						\$0
Design/Evaluation		\$90				\$90
Professional Services		\$90				\$90
Construction			\$1,426			\$1,426
EXPENDITURE TOTALS	\$0	\$180	\$1,426	\$0	\$0	\$1,606
Wastewater Fund Group		\$122	\$969			\$1,091
HCS D Fund Group		\$58	\$457			\$515
FUNDING TOTALS	\$0	\$180	\$1,426	\$0	\$0	\$1,606

SECONDARY CLARIFIER MAINTENANCE PHASE II

Project Manager: Kelly Allen

PROJECT DESCRIPTION

Remove and replace the launders, launders support arms and scum baffle that attaches to the inside of the launders.

PROJECT LOCATION

Elk River Waste Water Treatment Plant

JUSTIFICATION

While in construction of replacing the drive and bridge we found that the launders support arms are deteriorating from the inside out.

CITY COUNCIL PRIORITY AND GOALS

Meets Strategic Plan 2020 goal of supporting a financially sound city providing effective services.

STUDIES AND REPORTS

GHD Technical Memo

COMMENTS

None

PRIOR APPROPRIATIONS

None

FISCAL IMPACT

Total project cost - \$1,095,000.00 (2020 dollars) plus 4% for inflation annually.



Expenditure Category	(Thousands of Dollars)					Five Year
	YEAR 1	YEAR 2	YEAR 3	YEAR 4	YEAR 5	
	21/22	22/23	23/24	24/25	25/26	
Right-of-way						\$0
Design/Evaluation		\$80				\$80
Professional Services			\$70			\$70
Construction			\$981			\$981
EXPENDITURE TOTALS	\$0	\$80	\$1,051	\$0	\$0	\$1,131
Wastewater Fund		\$54	\$715			\$769
HCSD		\$26	\$336			\$362
FUNDING TOTALS	\$0	\$80	\$1,051	\$0	\$0	\$1,131

CAPITAL IMPROVEMENT PROGRAM 2021

LONG TERM PROJECTS

HARBOR & WATERFRONT

Dock B Repairs

Repair or rebuild approximately 500 linear feet of dock and 350 linear feet of approach ramp.

PARKS & RECREATION

Old Town Square & Gazebo Reconstruction

Reconstruct the Old Town Square and Gazebo to enhance usability and create a town center.

LAND & FACILITIES

Eureka Municipal Airport Improvements

Construct improvements such as runway lights, resurfacing, new hangars, and security fencing at airport.

First Street Parking, Bayfront Parking

Provide additional parking, pedestrian access area, and open space and recreational area in Old Town.

Myrtle Grove Cemetery Project

Raise and level grave markers at Myrtle Grove Cemetery. Pave gravel drives through property.

Fire Facility

Demolition and construction of a new main fire station and CPR Training Center.

Firestation #3 Replacement

Purchase land in preparation for the future relocation and replacement of Fire Station #3 at 2905 Ocean.

Firestation #4 Replacement

Replacement of Fire Station #4 located at 1016 Myrtle Avenue.

Firestation 6 Museum

Provide structural repairs to the foundation, apply new paint, and continue maintenance to Museum.

LONG TERM PROJECTS – Cont'd

STREETS & STORMDRAINS

Harrison Avenue Multimodal Improvements

Increase roadway capacity with coordination from County of Humboldt.

North Eureka Gateway Improvements

Construction of gateway improvements along 4th and 5th Streets (US 101) from V Street to Airport Road.

South Eureka Gateway Improvements

Construction of gateway improvements along Broadway at and north of Herrick Avenue.

WATER & WASTEWATER

California Redwood Company Annexation

Annex the industrial site of the California Redwood Company and extend water/sewer utilities

INTENTIONALLY LEFT BLANK

Humboldt Community Services District

Dedicated to providing high quality, cost effective water and sewer service for our customers

AGENDA REPORT

For HCSD Board of Directors Regular Meeting of: March 9, 2021

AGENDA ITEM: F.4 (New Business)

TITLE: Consideration of Entering Into a Joint Request for Proposals for a Rate Study in Cooperation with the City of Eureka (COE)

PRESENTED BY: Terrence Williams, General Manager

Recommendation:

Consider the option of releasing a joint request for proposals (RFP) for a water and sewer rate study with the City of Eureka

Summary:

The District collaborated with the City of Eureka to release a Request for Proposals (RFP) in 2016 for the most recent water and sewer rate study that was completed in March of 2017. Both agencies are gearing up for another rate study as is our legal obligation. The City's intended schedule follows:

- July, 2021 – Final rate increase from 2016 study goes into effect
- July, 2021 – Release RFP for rate setting services
- August, 2021 – Select consultant, sign contracts
- September, 2021-March 2022 – Perform rate Study
- April-June, 2022 – Rate Study adopted
- July 1, 2022 – Rate changes go into effect

This schedule is consistent with the District's based on the previous rate study and the schedule set forth therein. The advantage of collaborating with the City to identify a consultant is that using the same consultant will enable transparency of information and avoid redundant efforts. Additionally, the District's rate study depends on the City's and therefore cannot be completed until the City completes theirs. By collaborating with the City in 2016-2017, District staff estimates the cost savings at \$50,000 verses selecting a separate consultant independently.

Fiscal Impact:

Potential savings of up to \$50,000

INTENTIONALLY LEFT BLANK

Humboldt Community Services District

Dedicated to providing high quality, cost effective water and sewer service for our customers

AGENDA REPORT

For HCSD Board of Directors Regular Meeting of: March 9, 2021

AGENDA ITEM: F.5 (New Business)

TITLE: Renewable Energy and Energy Efficiency

PRESENTED BY: Terrence Williams, General Manager

Recommendation:

Discuss establishing a program to investigate renewable energy and energy efficiency as a priority at District facilities.

Summary:

As requested by Director Benzonelli at the February 23, 2021 regular meeting, I submit the following information for the board's consideration.

District staff work hard to ensure efficient, reliable operation and maintenance of District facilities within the confines of the budgetary and technological limitations imposed by the state of the District. A renewable energy and energy efficiency program would prioritize those aspects during system rehabilitation and new construction as well as establish a mechanism to identify new energy efficiency and renewable energy projects that otherwise might not be considered.

One step that this program could take is considering participating in the Redwood Coast Energy Watch Program (RCEW) of the Redwood Coast Energy Authority (RCEA). The District would enter into the RCEW Program by completing the form included with this Agenda Report which allows RCEA to include the District in the Local Government Partnership (LGP) Contract that they have established with PG&E. Participating in this program would provide the District with access to the following services from RCEA:

- Energy Assessments including energy data analysis and delivery of Customer reports with Customer-specific recommendations to save energy, costs, and emissions
- Long-term energy plans outlined in Customer-specific roadmap reports
- Referrals to energy programs that align with Customer interests
- Project management support

- Procurement support
- Assistance with obtaining financing
- Benchmarking and ENERGY STAR® certification support

Eligibility requirements and terms and conditions of participation are outlined in the attached LGP Customer Participation Agreement.

Another item to consider would be to actively pursue onsite renewable energy generation for District facilities. Most of the District's energy consumption is in the form of pumping at sewer lift stations and water pumping facilities. Most of these facilities are located on small parcels or within easements on non-district owned property. Many of these facilities do not have a building onsite, rather, they are supported by an above ground electrical panel and in ground pumps.

The District Corporation Yard does have several storage and office buildings as well as two water tanks where electrical generation equipment might be sited. Additionally, the District owns twenty-three acres of forested property directly surrounding the Corporation Yard. If this property were to be logged, electrical generation equipment could be sited there. The long-term plan for this property is to expand the District's Corporation Yard and facilities as needed so any electrical generation plans would necessarily need to consider those uses.

In order to develop onsite renewable energy generation within existing District facilities, the District would need to engage in a feasibility study to determine a feasible project. Once a feasible project is identified, an analysis of the funding opportunities to help pay for such a program will be necessary. The Redway CSD was able to take advantage of a California Energy Commission program for Energy Conservation Assistance Financing in the form of a very low interest loan and on-bill financing. This program required the Redway CSD to perform a CEQA analysis for the preferred project. Redway was also able to take advantage of a Technical Assistance program through RCEA to assist with the cost of the CEQA analysis.

A feasibility study and CEQA analysis could reasonably be completed in the next fiscal year. A budgetary estimate of the cost of these two efforts is \$50,000 for the feasibility study and \$30,000 for the CEQA analysis. The District may qualify for funding to assist with these efforts but at this time that would be speculative.

Fiscal Impact:

\$80,000 to engage in a feasibility study and perform CEQA analysis.



Redwood Coast Energy Watch Program
Customer Participation Agreement (Revision 2021.02.05)
Non-Residential & Public Customers

CUSTOMER INFORMATION

Form with fields for Account Name, Contact Name, Site Address, Phone, City, Email, State, and Zip. Includes a checkbox for authorization to cover additional sites.

REDWOOD COAST ENERGY WATCH PROGRAM OVERVIEW

The Redwood Coast Energy Authority (RCEA) implements the Redwood Coast Energy Watch Program ("RCEW Program") through a Local Government Partnership contract ("LGP Contract") with Pacific Gas and Electric Company (PG&E) for eligible Customers in Humboldt County, CA. The RCEW Program provides the services listed below at no-cost to the Customer.

Non-Residential Customers

- Energy Assessments including energy data analysis and delivery of Customer reports with Customer-specific recommendations to save energy, costs, and emissions
Long-term energy plans outlined in Customer-specific roadmap reports
Referrals to energy programs that align with Customer interests

Public Agency Customers

In addition to the services listed under Non-Residential Customers, public agencies are also eligible for the following services related to their energy projects.

- Project management support
Procurement support
Assistance with obtaining financing
Benchmarking and ENERGY STAR® certification support

RCEW PROGRAM CUSTOMER PARTICIPATION TERMS AND CONDITIONS

I, the undersigned, on behalf of the Customer identified below, acknowledge, and agree to the following:

- ELIGIBILITY REQUIREMENTS. Customer's eligibility to participate in the RCEW Program is conditioned upon the following criteria: a) Customer's meter is charged the public purpose program ("PPP") fund surcharge, b) the project site is located in Humboldt County, California, and 3) the project site has an active non-residential electric and/or natural gas account with PG&E. RCEA may request verification of eligibility requirements before and during delivery of RCEW Program services. The Customer's eligibility will be determined by RCEA in its sole discretion.

2. **SITE ACCESS, ASSESSMENTS, AND REPORTS.** Customer warrants that they have site control and permission from the site control owner to enter this agreement. Customer authorizes RCEA representatives to identify opportunities for energy savings and/or energy-related emission reductions at the site(s) identified above and in Attachment A by conducting a no-cost energy assessment ("Assessment"). Assessments will include collecting information, pictures, and typical operational characteristics of energy-related equipment. Customer agrees to provide access to all rooms and mechanical spaces containing energy consuming equipment. Customer will notify RCEA before Assessment of the existence of: a) known hazards on site, b) personal protective equipment needed to enter any spaces on site, and c) spaces to which Customer denies access and therefore excludes from the Assessment. Customer authorizes RCEA to perform a virtual Assessment in place of an in-person Assessment if RCEA determines a virtual Assessment is warranted. Additionally, Customer may request a virtual Assessment. Virtual Assessments will be performed using RCEA approved teleconference software and may result in providing abbreviated Assessment services. Customer understands that the Assessment and reports ("Assessment Reports") will be provided with no obligation to pay for goods or services. Assessment Reports will be provided with every Assessment and will identify relevant existing technologies with energy savings and emission reducing recommendations. Long-term energy saving recommendations ("Roadmap Reports") for long-term energy planning will be provided if agreed to by RCEA and the Customer. Feasibility, design, and cost estimates of recommendations must be verified by Customer or Customer's installing contractor. Customer agrees to allow RCEA staff and/or external PG&E/California Public Utilities Commission (CPUC)-approved verifiers access to the site should inspection be required for verification, monitoring, and program evaluation.
3. **REFERRALS AND CUSTOMER INFORMATION.** Customer authorizes RCEA to use information provided by Customer for referral to other RCEA Programs that may provide Customer with additional energy and cost savings. Customer further authorizes RCEA to provide third-party program implementers with the following Customer information for referral to additional energy-related services ("Program Referrals"): a) Customer account information and history, b) Customer contact information, and c) information collected during the Assessment about existing energy-related technologies at the Customer's site. Customer acknowledges that sharing such Customer information as described above is a requirement of RCEW Program Referral services. Program Referrals are offered solely for Customer's convenience. Customer acknowledges that external program eligibility and opportunities will be determined by the third-party program implementer. Neither RCEA, nor PG&E, shall be liable for a third-party program implementer's determination of Customer eligibility; or for any losses, damages, or costs associated with services provided by third-party program implementers. Except as authorized herein, RCEA shall keep Customer RCEW Program information confidential. Notwithstanding the foregoing, PG&E and the CPUC shall be granted access to Customer information only as required and permitted by law or regulation. RCEA will not use the name or identifying characteristics of Customer in advertising, sales, promotion, or other outreach materials without Customer's advance written approval.
4. **PUBLIC AGENCY SERVICES:** For public agency Customers, RCEA will provide the Assessment, Reports, and Referral services described above as well as the following energy project support services as agreed to by RCEA and the public agency: a) project management support, b) procurement support; c) assistance in obtaining financing, and d) energy benchmarking and ENERGY STAR@ certification of select sites. Customer authorizes RCEA to collect all data and information needed to complete benchmarking and ENERGY STAR@ certification services and to enter this information into the ENERGY STAR Portfolio Manager@ tool on behalf of the Customer.
5. **LIMITATIONS:** RCEW Program services are subject to funding availability. Services will be provided on a first-come, first-served basis until funding is depleted or until the RCEW Program end date on 6/30/2023. Submittal of a signed Customer Participation Agreement does not guarantee receipt of services. RCEA reserves the right to determine which RCEW Program services to offer and to establish timelines for providing services. RCEA further reserves the right to change, modify, or terminate RCEW Program services at any time without liability; provided however, RCEA will provide as much notice to Customer as reasonably possible before terminating services and will reasonably assist Customer in accessing services from other program implementers. RCEA will discontinue or deny services to a participating Customer determined by RCEA in its sole discretion to be in violation of any requirement, condition or regulation of the RCEW Program, any term under the PG&E LGP Contract, CPUC directive or to have intentionally misrepresented information provided to RCEA. Savings and cost estimates provided by the RCEW Program are based on statewide averages and are not intended to be accurate for a Customer's specific site. RCEA does not guarantee that any specific level of energy, cost, or emission savings will result from the implementation of RCEW Program recommendations. Neither RCEA, nor PG&E, shall be liable for errors or inaccuracies related to the feasibility, design, or estimated costs associated with RCEW Program recommendations.
6. **COVID-19 POLICY:** Customer and RCEA agree to follow the COVID-19 protocols listed in Attachment B. These protocols are subject to change. The latest RCEA COVID-19 protocols may be viewed on the RCEA website at www.redwoodenergy.org.

7. INDEMNIFICATION: CUSTOMER AGREES TO INDEMNIFY RCEA AGAINST ALL LOSS, DAMAGES, COSTS AND LIABILITY ARISING FROM ANY CLAIMS RELATED TO ANY SERVICES PERFORMED DURING THE IMPLEMENTATION OF RCEW PROGRAM SERVICES. NEITHER RCEA NOR CUSTOMER SHALL BE LIABLE TO EACH OTHER FOR ANY INCIDENTAL, SPECIAL, INDIRECT OR CONSEQUENTIAL DAMAGES RELATED TO THIS AGREEMENT. PROVIDED THAT THE RCEA COVID-19 PROTOCOL IS FOLLOWED, NEITHER RCEA NOR CUSTOMER SHALL BE LIABLE TO THE OTHER FOR PROVEN OR UNPROVEN COVID-19 DISEASE TRANSMISSION OCCURRING DURING DELIVERY OF RCEW PROGRAM SERVICES WHICH MAY RESULT IN LOSSES, DAMAGES, COSTS, BODILY INJURY, OR DEATH.
8. NO OBLIGATION. California consumers are not obligated to purchase any full-fee service or other service not funded by this Program. This Program is funded by California utility ratepayers under the auspices of the CPUC. Los consumidores en California no están obligados a comprar servicios completos o adicionales que no estén cubiertos bajo este programa. Este programa a está financiado por los usuarios de servicios públicos en California bajo la jurisdicción de la Comisión de Servicios Públicos de California.

Customer or Authorized Customer Representative

Signature: _____ Date: _____

Name (printed): _____ Title: _____

Attachment A: Additional Sites

Additional sites authorized by this Customer Participation Agreement are listed below.

Site 2 Address:	City:	Zip:
Site 3 Address:	City:	Zip:
Site 4 Address:	City:	Zip:
Site 5 Address:	City:	Zip:
Site 6 Address:	City:	Zip:
Site 7 Address:	City:	Zip:
Site 8 Address:	City:	Zip:
Site 9 Address:	City:	Zip:

Site 10 Address:	City:	Zip:
Site 11 Address:	City:	Zip:
Site 12 Address:	City:	Zip:
Site 13 Address:	City:	Zip:
Site 14 Address:	City:	Zip:
Site 15 Address:	City:	Zip:
Site 16 Address:	City:	Zip:
Site 17 Address:	City:	Zip:
Site 18 Address:	City:	Zip:
Site 19 Address:	City:	Zip:
Site 20 Address:	City:	Zip:

Attachment B: COVID-19 PROTOCOLS

RCEA Customers & Contractors COVID-19 Policy, Rev. 12.15.2020

Dear valued RCEA Customer or Contractor,

Per the Humboldt County Health Officer’s orders and RCEA guidelines:

- RCEA may refuse admission or service to any customer, contractor or visitor who fails to wear facial coverings during face-to-face interactions because of COVID-19
- Facial coverings protect the public from the user in case the user is infected and not yet displaying symptoms. Facial coverings are not a substitute for physical distancing
- Facial coverings are not needed when working alone
- Maintain minimum physical distance of 6 feet, or maximum distance possible if 6 foot distance cannot be achieved.
- Work remotely when the work can be done effectively in that manner.

Prior to each Customer site visit, RCEA and Customer agree to notify each other if any employee that will be onsite during the Customer site visit has tested positive for COVID-19, has been exposed to someone who has tested positive for COVID-19 within the last 14 days, or is experiencing symptoms related to COVID-19.

RCEA looks forward to working with you safely.

Link to Humboldt County orders: <https://humboldt.gov/2725/Local-Orders>

INTERNAL USE ONLY

Authorized RCEA Representative

Signature: _____ Date: _____

Name (printed): _____ Title: _____

Date Received:

Site	Elec SAID	Gas SAID	Audit #
1			
2			
3			
4			
5			
6			
7			
8			
9			
10			
11			
12			
13			
14			
15			
16			
17			
18			
19			
20			

